


American Heritage Girls & Project WILD Badge Correlations



AHG leaders: Use the table below to find Project WILD activities to help supplement badgework. The activities listed in some cases complete the badge requirement and in other cases simply add a fun element to make the badgework not feel like school. Project WILD curriculum abbreviations are as follows:



- Project WILD K-12 Curriculum Guide, 4th ed, 2023 (PWG)
- Aquatic WILD, 2014 (AW)
- Flying WILD, 2016 (FW)
- Growing Up WILD, 2020 (GUW)



The AHG Tenderheart/Explorer Handbook and Pioneer/Patriot Handbooks used for these correlations are both copyright 2020.



TENDERHEARTS


AHG Badge	Badge Requirements	Project WILD Activity
	1. Biomimicry definition & Job 12	1. –
	2. Research an animal's home.	2. PWG "My Kingdom for a Shelter" p. 70; PWG "What Bear Goes Where" p. 195; PWG "A Home Away from Home" p. 222; GUW "Who Lives in a Tree?" p. 58
	3. Hook and loop fasteners	3. –
	4. Plant hike & product design	4. –
	5. Matching card game	5. –
	6. Hike to observe an animal/plant solving a problem	6. FW "Home, Sweet Home" p. 134
	7. Art inspired by nature	7. PWG "Museum Search for Wildlife" p. 284; PWG "Nature in Art" p. 343; FW "Avian Art" p. 206

AHG Badge	Badge Requirements	Project WILD Activity
Birds 	1. Draw & label parts of a bird	1. FW "Avian Art" p. 206; PWG "Nature in Art" p. 343
	2. Go outside for 3 30-min bird-watching sessions	2. PWG "Learning to Look, Learning to See" p. 334; PWG "Bird Song Survey" p.459; GUW "Wildlife Is Everywhere" p. 46; FW "City Slickers" p. 236
	3. Set out 3 kinds of feeders & observe	3. FW "Feeder Frenzy" p. 128; FW "Bird Buffet" p. 230
	4. Biography of Audubon	4. –
	5. Incubate eggs	5. FW "Egg-stravaganza" p. 282
	6. Chart the path of a migratory bird on a map	6. FW "Migratory Mapping" p. 120; FW "Great Migration Challenge" p. 164; FW "Just Ducky" p. 225
Caring for Creation 	1. Hike to observe human impact and pick up litter	1. AW "Urban Waterway Checkup" p. 54; AW "Plastic Voyages" p. 189; GUW "Less Is More" p. 122
	2. Make a list of ways your family can "Reduce-Reuse-Recycle" and a poster about recycling	2. GUW "Less Is More" p. 122; PWG "Sustainability: Then, Now, and Later" p. 491
	3. Research how plastics are made and the impact plastic waste has on the environment	3. AW "Plastic Voyages" p. 189
	4. Learn about "Leave No Trace" practices and try them on a hike	4. –
	5. Learn about recycling in your area	5. GUW "Less Is More" p. 122
	6. Visit a recycling center or watch a video about the recycling process	6. –



AHG Badge	Badge Requirements	Project WILD Activity
	7. Learn about trees and how to identify at least 3; plan a tree-planting day	7. PWG "Habitat Heroes" p. 499
Fishing 	1. Fishing safety	1. –
	2. Setting up a basic fishing pole	2. AW "Gone Fishing!" p. 272
	3. Learn about different types of rods & reels and practice casting	3. AW "Gone Fishing!" p. 272
	4. Go fishing for at least 2 hrs.	4. AW "Gone Fishing!" p. 272
	5. Start a tackle box	5. –
	6. Make a chart of freshwater vs saltwater fish	6. –
	7. Learn about differences in fishing in different bodies of water	7. –
	8. Learn how to tie the fisherman's knot.	8. –
Freshwater & Marine Biology 	1. Types of aquatic animals and art project	1. G UW "The Deep Blue Sea" p. 54; AW "Fishy Who's Who" p. 9; AW "Water Plant Art" p. 72
	2. Visit a stream or river and document/identify the animals you find	2. G UW p. 114 "Field Study Fun;" PWG "Learning to Look, Learning to See" p. 334; AW "Got Water?" p. 24; AW "Water Safari" p. 37
	3. How animals use color for defense, camouflage, & communication	3. PWG "Color Crazy" p. 8; G UW "Hiding in Plain Sight" p. 66; AW "Fashion a Fish" p. 98
	4. Bioluminescent organisms	4. –
	5. Sizes of aquatic animals	5. AW "Whale of a Tale" p. 12
	6. How aquatic animals move	6. PWG "Animal Charades" p. 246; AW "Marsh


AHG Badge	Badge Requirements	Project WILD Activity
		Munchers" p. 75
	7. Growing a freshwater algae sample	7. AW "The Glass Menagerie" p. 228
	8. "Ocean in a bottle" craft	8. –
Horticulture 	1. Basic plant needs	1. –
2. Growing a seed	2. PWG "Seed Need" p. 117; PWG "Forest in a Jar" p. 218; GUW "Seed Need" p. 98	
3. Planting bulbs	3. –	
4. Capillary action	4. –	
5. Visit a flower show, garden, or nursery	5. –	
6. Visit produce dept at grocery store and try new veg/fruit	6. –	
7. Make a worm farm	7. PWG "Eco-Enrichers" p. 177; GUW "Wiggling Worms" p. 38	
Insects 	1. Identifying insects	1. –
2. Honey bees	2. PWG "Busy Bees, Busy Blooms" p. 111	
3. Stages in the life of a butterfly or moth	3. PWG "Monarch Marathon" p. 18	
4. Insect hike	4. GUW "Ants on Parade" p. 22; GUW "Spider Web Wonders" p. 26; GUW "In a Grasshopper's World" p. 34; PWG "Insect Inspection" p. 2; PWG "Ants on a Twig" p. 105	
5. Insect collage	5. –	
6. Make an ant farm, cricket terrarium, or mealworm colony	6. GUW "Wiggling Worms" p. 38; PWG "Surprise Terrarium" p. 289	


AHG Badge	Badge Requirements	Project WILD Activity
	7. Insect documentary	7. –
Nature & Wildlife 	1. Learn about native animals in all categories: Mammals, birds, fish, reptiles, and amphibians	1. G UW “Who Lives in a Tree” p. 58; G UW “Backbone Bonanza” p. 78; P WG “My Kingdom for a Shelter” p. 70; P WG “Here Today, Gone Tomorrow” p. 251; F W “Aiming to Save” p. 222
	2. Conservation project	2. G UW “Less Is More” p. 122
	3. Visit a zoo or nature center	3. P WG “Museum Search for Wildlife” p. 284
	4. Make a bird feeder & observe birds feeding	4. F W “Feeder Frenzy” p. 128; F W “Food for the Brood” p. 212; F W “Bird Buffet” p. 230
	5. Micro-nature hunt	5. G UW p. 114 “Field Study Fun;” P WG “Insect Inspection” p. 2; P WG “Learning to Look, Learning to See” p. 334; P WG “Urban Nature Search” p. 94
Sustainable Living 	1. Talk about sustainability and illustrate ideas	1. G UW “Less Is More” p. 122; P WG “Sustainability: Then, Now, Later” p. 491
	2. Visit a farm and participate in hands-on activities; document your tip	2. –
	3. Have a taste-testing of home-canned produce vs store-bought canned items	3. –
	4. Make a booklet about how to prepare for a power outage	4. –
	5. Research dehydrating fruits and practice drying an apple	5. –
	6. Try a pioneer day or whole weekend without electricity	6. –



AHG Badge	Badge Requirements	Project WILD Activity
	7. Create a toy with materials others might throw away	7. –
Zoology 	1. Zoology Poster	1. –
	2. Visit a park and observe at least 12 native animals	2. PWG “Wild Words” p. 51; PWG “Nature in Art” p. 343; PWG “Bird Song Survey” p. 459
	3. Animal craft or project	3. GUW every activity has an art project; FW “Create Your Own Food Web” p. 70; FW “Birds on Display” p. 75; FW “Adaptation Artistry” p. 88; FW “Fine Art of Nesting” p. 194; FW “Avian Art” p. 206; PWG “Color Crazy” p. 8; PWG “What’s Wild” p. 12; PWG “Tracks!” p. 36; PWG “What Bear Goes Where?” p. 195; PWG “Adaptation Artistry” p. 206; PWG “Museum Search for Wildlife” p. 284; PWG “Power of a Song” p. 288; PWG “wildlife Symbols” p. 291; PWG “Animal Poetry” p. 339; PWG “Nature in Art” p. 343; PWG “Smokey Bear Said What?” p. 357; AW “Water Plant Art” p. 72; AW “Designing a Habitat” p. 34
	4. Zoo or Aquarium field trip or program	4. –
	5. Educational video about animals	5. PWG “Fabled Fauna” p. 281




EXPLORERS


AHG Badge	Badge Requirements	Project WILD Activity
Biomimicry 	1. Biomimicry definition & Psalm 148	1. –
	2. Bird survey	2. PWG “Learning to Look, Learning to See” p. 334; PWG “Bird Song Survey” p.459; FW “Bird Behavior Scavenger Hunt” p. 84; FW “City Slickers” p. 236
	3. Origami	3. –
	4. Animal adaptations to deal with habitat changes	4. PWG “Environmental Barometer” p. 158; PWG “Quick-Frozen Critters” p. 214; PWG “Adaptation Artistry” p. 206; AW “Eat & Glow” p. 112
	5. Hike to tally 3 plants/animals	5. PWG “Graphanimal” p. 61; PWG “Bird Song Survey” p.459; AW “Water Safari” p. 37; AW “Edge of Home” p. 119; AW “Puddle Wonders” p. 166
	6. Sketch nature 3x	6. PWG “Learning to Look, Learning to See” p. 334; PWG “Nature in Art” p. 343
	7. Researching animals from Bible verses	7. PWG “Ants on a Twig” p. 105; PWG “Owl Pellets” p. 146
	8. Nature-inspired music	8. PWG “Power of a Song” p. 288
Birds 	1. Draw & label parts of bird	1. FW “Avian Art” p. 206; FW “PWG “Nature in Art” p. 343
	2. Bird-watching sessions & “life list”	2. PWG “Learning to Look, Learning to See” p. 334; PWG “Bird Song Survey” p.459; FW “Bird Behavior Scavenger Hunt” p. 84; FW “Bird Bingo” p. 176; FW “Jeop-birdy” p. 180; FW “City Slickers” p. 236
	3. Yardstick birds	3. –


AHG Badge	Badge Requirements	Project WILD Activity
	4. Bird life cycle	4. FW "The Fine Art of Nesting" p. 194; FW "Avian Antics" p. 251; FW "Migratory Mapping" p. 120; FW "Great Migration Challenge" p. 164; FW "Just Ducky" p. 225; FW "Avian Antics" p. 251; FW "Egg-stravaganza" p. 282; FW "Food for the Brood" p. 212; GUW "Grow as We Go" p. 74; PWG "Phenology at Play" p. 167; AW "Migration Headache" p. 18
	5. Peterson history	5. –
	6. Birdhouses	6. FW "Home, Sweet Home" p. 134; PWG "My Kingdom for a Shelter" p. 70
	7. Bird beaks	7. FW "Fill the Bill" p. 171; PWG "Adaptation Artistry" p. 206; GUW "Bird Beak Buffet" p. 82; PWG "Adaptation Artistry" p. 206; AW "Marsh Munchers" p. 75
	8. Owl pellets	8. GUW "Owl Pellets" p. 90; PWG "Owl Pellets" p. 146
Caring for Creation 	1. Review "Leave No Trace" principles & practice them on a hike	1. –
2. Learn about ecosystems & research one that was renourished; make a visual representation of an ecosystem	2. PWG "Map That Habitat" p. 73; PWG "Which Niche" p. 82; PWG "A Home Away from Home" p. 222; PWG "Ecosystem Architects" p. 260; PWG "Career Critters" p. 433; AW "Designing a Habitat" p. 34; AW "Blue Ribbon Niche" p. 94	
3. Learn about making water potable and how to conserve water	3. PWG "Environmental Barometer" p. 158; AW "Got Water?" p. 24; AW "How Wet is our Planet?" p. 180; AW	

AHG Badge	Badge Requirements	Project WILD Activity
		<p>“What’s in the Water?” p. 206; AW “Water Works” p. 216; AW “Alice in Waterland” p. 223; AW “Fishable Waters” p. 232</p>
	<p>4. Make a working model of one form of renewable energy</p>	<p>4. AW “To Dam or Not to Dam” p. 260</p>
	<p>5. Learn about the benefits of composting and create & maintain a compost pile</p>	<p>5. PWG “Eco-Enrichers” p. 177</p>
	<p>6. Help with a community project to promote healthy soil, air, & water</p>	<p>6. PWG “Lights Out!” p. 366; PWG “Habitat Heroes” p. 499; AW “Kelp Help” p. 279; AW “Conservation Messaging” p. 289</p>
	<p>7. Research and find a way to reuse paper</p>	<p>7. –</p>
<p>Fishing</p> 	<p>1. Review fishing safety</p>	<p>1. –</p>
<p>2. Learn about different types of bait and practice putting them on the line</p>	<p>2. AW “Gone Fishing!” p. 272</p>	
<p>3. Cane pole vs spinning rod</p>	<p>3. –</p>	
<p>4. Have a fishing expert explain fishing laws</p>	<p>4. AW “Working for Wildlife” p. 296</p>	
<p>5. Fish on a river or stream</p>	<p>5. AW “Gone Fishing!” p. 272</p>	
<p>6. Find 3 places to fish in your area and plan a fishing trip</p>	<p>6. AW “Gone Fishing!” p. 272</p>	
<p>7. Interview a fisherman/woman</p>	<p>7. –</p>	
<p>8. Try 2 more kinds of fishing.</p>	<p>8. –</p>	
<p>Freshwater & Marine Biology</p>	<p>1. Identify different types of aquatic animals & plants and make an artistic model of their habitat</p>	<p>1. AW “Water Plant Art” p. 72; AW “Designing a Habitat” p. 34</p>


AHG Badge	Badge Requirements	Project WILD Activity
	2. Visit a lake or pond and identify / photograph animals & plants you find	2. PWG "Learning to Look, Learning to See" p. 334; PWG "Nature in Art" p. 343; AW "Water Safari" p. 37
	3. Dichotomous keys & classifying animals	3. –
	4. Research advantages & disadvantages of aquaculture	4. AW "Water We Eating" p. 128; PWG "A Dire Diet" p. 361; PWG "A Picture is Worth a Thousand Words" p. 463
	5. Hold a tasting dinner for seafood dishes and collect reviews of each dish	5. –
	6. Visit a coastal zone, collect seashells, & research the creatures that lived in them	6. –
	7. Documentary on ocean life	7. –
	8. Visit an aquarium or zoo	8. –
	Geology 	1. Rock collection
2. Perc test	2. PWG "Eco-Enrichers" p. 177	
3. 3 types of rocks	3. –	
4. Rock vs. mineral	4. –	
5. Water cycle	5. AW "Water Wings" p. 160; AW "Alice in Waterland" p. 223	
6. Growing crystals	6. –	
7. Cave formations	7. –	
Horticulture	1. Review basic needs and care of plants; Plant a seed and a bulb	1. PWG "Seed Need" p. 117; PWG "Forest in a Jar" p. 218
2. Life cycles of plants	2. –	
3. Types of soil	3. PWG "Eco-Enrichers" p. 177	

AHG Badge	Badge Requirements	Project WILD Activity
	4. Parts of a flower	4. –
	5. Plant a small garden	5. PWG “Forest in a Jar” p. 218
	6. Woody plant leaf collection	6. –
	7. Smallest and largest plants on earth	7. –
	8. Make a terrarium garden	8. PWG “Surprise Terrarium” p. 189; PWG “Forest in a Jar” p. 218
	9. Onion set germination	9. –
Insects 	1. Insect Basics	1. –
2. 10 Harms & Benefits of Insects	2. PWG “Busy Bees, Busy Blooms” p. 111; PWG “Eco-Enrichers” p. 177	
3. Interesting insect	3. PWG “Ants on a Twig” p. 105; PWG “Busy Bees, Busy Blooms” p. 111	
4. Insect hike	4. PWG “Insect Inspection” p. 2; PWG “Ants on a Twig” p. 105; PWG “Eco-Enrichers” p. 177	
5. Raise a butterfly	5. PWG “Monarch Marathon” p. 18	
6. Edible insects	6. –	
7. State insect	7. –	
Nature & Wildlife 	1. Hike to 3 habitats	1. PWG “Wild Words” p. 51; PWG “Nature in Art” p. 343; PWG “Bird Song Survey” p. 459; AW “Edge of Home” p. 119; AW “Puddle Wonders” p. 166
2. Learn about 3 native animals in the categories: mammals, birds, fish, reptiles, & amphibians	2. PWG “My Kingdom for a Shelter” p. 70; PWG “Here Today, Gone Tomorrow” p. 251; FW “Aiming to Save” p. 222	
3. Participate in a conservation project	3. PWG “Natural Dilemmas” p. 297; AW “Conservation Messaging” p. 289	

AHG Badge	Badge Requirements	Project WILD Activity
	4. Wildflower hunt	4. PWG "Learning to Look, Learning to See" p. 334
	5. Visit a body of water & consider human impact	5. PWG "Changing the Land" p. 395; PWG "Habitat Heroes" p. 499; AW "Urban Waterway Checkup" p. 54; AW "Pond Succession" p. 108; AW "Edge of Home" p. 119; AW "Plastic Voyages" p. 189; AW "Watershed" p. 196; AW "What's in the Water" p. 206
	6. Investigate new species of plants & animals recently discovered	6. –
	7. Native plants with edible fruit or nuts	7. PWG "Seed Need" p. 117
	8. Fossil hike	8. –
Sustainable Living 	1. Practice being resourceful and trying to reuse daily items	1. PWG "Food Footprint" p. 375; GUW "Less Is More" p. 122; AW "Plastic Voyages" p. 189
2. Research alternative methods of gardening	2. –	
3. Make a batch of jam, preserves, or jelly	3. –	
4. Practice doing laundry, dishes, & cleaning without a machine for a week	4. –	
5. Research heirloom vegetables and practice planting them	5. –	
6. Research raising chickens and visit someone who does	6. –	
7. Research growing zones for plants	7. –	
8. Create a basket or container using safe &	8. –	

AHG Badge	Badge Requirements	Project WILD Activity
	natural materials from outdoors	
	9. Research fabrics made from animal products	9. PWG "What You Wear is What They Were" p. 304
Zoology 	1. Vertebrates vs. Invertebrates hike	1. PWG "Environmental Barometer" p. 158
	2. Animals from different continents	2.
	3. Animal tracks	3. PWG "Tracks!" p. 36; GUW "Tracks!" p. 70
	4. Research an animal's habitat, diet, appearance. lfe span, etc.	4. PWG "Interview a Spider" p. 15; PWG "What's That, Habitat?" p. 65; FW "Habitat Match" p. 260
	5. Microscopic organisms	5. PWG "Environmental Barometer" p. 158; AW "Micro Odyssey" p. 91
	6. Attend a wildlife presentation at a local park	6. –
	7. Field study on insects	7. PWG "Insect Inspection" p. 2; PWG "Ants on a Twig" p. 105; PWG "Eco-Enrichers" p. 177



PIONEERS / PATRIOTS (PiPas)


AHG Badge	Badge Requirements	Project WILD Activity
<p>Biomimicry</p> 	1. Biomimicry definition, Scripture, & journaling	1. –
	2. Fields of Science & examples of biomimicry	2. FW “Newton, Bernoulli, and Birds” p. 289
	3. Plant biomimicry	3. –
	4. Challenges faced by plants & animals	4. PWG “Monarch Marathon” p. 18; PWG “Limiting Factors” p. 26; PWG “Carrying Capacity” p. 55; PWG “No Water off a Duck’s Back” p. 353; PWG “A Dire Diet” p. 361; PWG “Lights Out” p. 366; PWG “Changing the Land” p. 395; FW “Hidden Hazards” p. 105; FW “Great Migration Challenge” p. 164; FW “Bird Hurdles” p. 216; FW “Oily Problems” p. 271; AW “Eat & Glow” p. 112
	5. Plan solution to challenge from #4	5. PWG “Career Critters” p. 433; PWG “Migration Barriers” p. 455; PWG “Habitat Heroes” p. 499; FW “Bird Action” p. 198
	6. Salamanders & migration	6. AW “Puddle Wonders” p. 166
	7. Nature blog entry	7. –
	8. Participate in a bioblitz event	8. PWG “Environmental Barometer” p. 158; PWG “World Travelers” p. 404; PWG “Bird Song Survey” p. 459; FW “Busy Bird Motel” p. 99
	9. Kayak/canoe trip to lily pad bloom	9. –
	10. Degrees/careers in biomimicry	10. –


Caring for Creation



1. Read Philippians 2:3-4 and practice R.E.S.T. principles on your next hiking/camping trip	1. –
2. Research pollution and write an article about how your community is addressing pollution	2. PWG “A Dire Diet” p. 361; PWG “Changing the Land” p. 395; AW “Plastic Voyages” p. 189
3. Organize a neighborhood cleanup project	3. PWG “Habitat Heroes” p. 499
4. Make a chart or hold a debate comparing/contrasting energy/diet options in terms of their effect on the environment	4. PWG “Lights Out!” p. 366; PWG “Food Footprint” p. 375; PWG “The Power of Planning” p. 382; PWG “Sustainability: Then, Now, and Later” p. 491; AW “To Dam or not to Dam” p. 260
5. Learn about options for public transportation	5. PWG “Sustainability: Then, Now, and Later” p. 491
6. Write a letter to an elected official about an environmental issue	6. AW “Conservation Messaging” p. 289
7. Conduct a survey on how people in your community care for creation	7. PWG “Wildlife and the Environment: Community Survey” p. 346
8. Learn how to recycle unusual items in your area	8. –
9. Learn about & participate in recycling/reuse programs that help others	9. –
10. Research the differences in organic vs nonorganic foods and compare prices at a grocery store	10. PWG “Eco-Enrichers” p. 177; PWG “A Dire Diet” p. 361; AW “What’s in the Water?” p. 206
11. Learn about “green” design and visit a LEED-certified building	11. –
12. Plan & implement a R.E.S.T. event for your troop	12. –


	13. Hold a free clothing swap	13. –
Entomology 	1. Insect basics	1. –
	2. Classify 10 insects	2. PWG “Insect Inspection” p. 2;
	3. Study a disease-causing insect	3. –
	4. Learn about the field of entomology	4. –
	5. Nocturnal insects	5. –
	6. Make something with insects as the central theme	6. –
	7. Children’s story about the life of an insect	7. PWG “Interview a Spider” p. 15
	8. Forensic entomologist	8. –
	9. Insects that camouflage	9. PWG “Color Me Crazy” p. 8
	10. Pest control	10. PWG “A Dire Diet” p. 361; AW “What’s in the Water?” p. 206
Fishing 	1. Review fishing safety, equipment, and bait	1. AW “Gone Fishing!” p. 272
	2. Research and practice fishing from a boat	2. AW “Gone Fishing!” p. 272
	3. Fish on a lake or at the ocean	3. AW “Gone Fishing!” p. 272
	4. Learn and demonstrate how to clean a fish	4. –
	5. Plan and prepare a fish meal	5. –
	6. Have an experienced fly fisherman show you how to tie flies	6. –
	7. Help a younger unit earn this badge and teach them about fishing safety	7. GUW “Fishing Fun” p. 62; AW “Gone Fishing!” p. 272



	8. Plan a father-daughter fishing trip	8. –
	9. Plan a troop fishing tournament	9. –
	10. Learn about fishing scholarships and professional fishing	10. –
	11. Investigate the commercial fishing industry	11. AW “Water We Eating” p. 128; PWG “A Picture is Worth a Thousand Words” p. 463
Freshwater & Marine Biology	1. Investigate a park with a water habitat & interview a park ranger	1. AW “Working for Wildlife” p. 296; FW “Bird Heroes” p. 138
	2. Ocean depth levels, creatures that live there, & ecological threats	2. AW “Net Gain, Net Effect” p. 131; AW “A Whale of an Issue” p. 141; AW “Plastic Voyages” p. 189; AW “Turtle Hurdles” p. 247; AW “Kelp Help” p. 279
	3. Define aquatic creature terms	3. –
	4. Dichotomous key	4. PWG “Environmental Barometer” p. 158
	5. Ocean symbiosis, ocean ecology, or trophic levels	5. PWG “Trophic Transfer” p. 151; AW “Fishable Waters” p. 232
	6. Create & maintain an aquarium	6. –
	7. Participate in a marine life camp program	7. –
	8. Write a poem or story about a river, lake, or ocean	8. PWG “Animal Poetry” p. 339; AW “Aqua Words” p. 69; AW “Mermaids & Manatees” p. 124; AW “Watered Down History” p. 138; AW “Sea Turtles International” p. 147; AW “Water Wings” p. 160
	9. Visit the same aquatic environment during at least 2 seasons &	9. PWG “Learning to Look, Learning to See” p. 334; AW “Water Canaries” p. 63; AW

	observe	“Marsh Munchers” p. 75; AW “Wetland Metaphors” p. 80
	10. Interview a marine biologist	10. AW “Living Research: Aquatic Heroes and Heroines” p. 293; AW “Working for Wildlife” p. 296
Horticulture 	1. Review of basic plant needs & care; Plant one seed & one bulb	1. PWG “Seed Need” p. 117; PWG “Forest in a Jar” p. 218
	2. Research insects that help & hurt a garden; research pesticides & organic gardening	2. PWG “Eco-Enrichers” p. 177; PWG “A Dire Diet” p. 361; AW “What’s in the Water?” p. 206
	3. Learn how to use at least 5 garden tools	3. –
	4. Start at least 2 new plants through propagation	4. –
	5. Design a garden	5. –
	6. Explain photosynthesis to a younger unit	6. –
	7. Plant an herb garden	7. –
	8. Make a composting system and use the compost in your garden	8. PWG “Eco-Enrichers” p. 177
	9. Talk with a professional landscaper or gardener	9. –
	10. Practice pollination	10. PWG “Busy Bees, Busy Blooms” p. 111
	11. Plan a small landscaping project in your yard	11. –
	12. Watering & weeding a garden for 1 month	12. –
Nature & Wildlife	1. Tree ID hike	1. –
	2. Pond/lake/stream	2. PWG “Good Buddies” p. 128;



<p>exploration; Symbiosis & habitat</p>	<p>PWG "Habitat Heroes" p. 499; AW "Blue Ribbon Niche" p. 94; AW "Riparian Retreat" p. 175</p>
<p>3. Take a younger unit for a nature hike</p>	<p>3. PWG "Learning to Look, Learning to See" p. 334; PWG "Bird Song Survey" p.459; AW "Water Safari" p. 37</p>
<p>4. Practice 1 of the following: nature journaling, pick up litter, volunteer at a wildlife center, or pray for your local ecosystem & community</p>	<p>4. PWG "Natural Dilemmas" p. 297; PWG "Learning to Look, Learning to See" p. 334; PWG "Animal Poetry" p. 339; PWG "Nature in Art" p. 343; PWG "Back from the Brink" p. 414</p>
<p>5. Identifying & understanding dangerous animals</p>	<p>5. PWG "Natural Dilemmas" p. 297</p>
<p>6. Visit a wildlife refuge or nature center</p>	<p>6. –</p>
<p>7. Conservation project</p>	<p>7. PWG "No Water off a Duck's Back" p. 353; PWG "Smokey Bear Said What?" p. 357; PWG "Lights Out!" p. 366; PWG "Food Footprint" p. 375; PWG "Career Critters" p. 433; PWG "Habitat Heroes" p. 499; FW "Oily Problems!" p. 271; FW "Count Your Birds" p. 30; AW "Conservation Messaging" p. 289</p>
<p>8. Nature & wildlife careers</p>	<p>8. PWG "Checks & Balances" p. 448; AW "Working for Wildlife" p. 296; FW "Bird Heroes" p. 138</p>
<p>9. Help a younger unit earn this badge</p>	<p>9. –</p>
<p>10. Wildlife habitat conservation</p>	<p>10. FW "Teaming Up for Birds" p. 151; AW "Living Research: Aquatic Heroes and Heroines" p. 293</p>
<p>11. Learn about local</p>	<p>11. PWG "Here Today, Gone</p>

	endangered species and present to younger unit	Tomorrow p. 251; PWG “Back from the Brink” p. 414; AW “Turtle Hurdles” p. 246
Ornithology 	1. Draw & Label parts of a bird	1. –
	2. Life list, birding sessions, & bird ID	2. FW “City Slickers” p. 236; FW “Jeop-birdy” p. 180
	3. Illustrating 4 criteria for bird ID	3. FW “Who Was that Masked Bird” p. 113
	4. Exotic, introduced, & native birds	4. PWG “World Travelers” p. 404;
	5. Value of birds & importance of conservation	5. PWG “No Water off a Duck’s Back” p. 353; FW “Hidden Hazards” p. 105; FW “Bird Friend or Foe?” p. 256; AW “Migration Headache” p. 18
	6. ID 5 birds & create “Name that Bird” game	6. FW “Turkey Talk” p. 246; FW “The Birding Beat” p. 275; FW “Celebrate Migration Day” p. 286
	7. Bird feathers	7. FW “Oily Problems” p. 271
	8. Bird toes	8. FW “Habitat Match” p. 260
	9. Effects of DDT on birds	9. PWG “A Dire Diet” p. 361; FW “Bird Action” p. 198; FW “Bird Hurdles” p. 216
	10. Nest-building competition	10. FW “The Fine Art of Nesting” p. 194
	11. Interview an ornithologist	11. –
Sustainable Living	1. Research long-term food storage practices and try at least one	1. –
	2. Research bee-keeping	2. PWG “Busy Bees, Busy Blooms” p. 111
	3. Research alternative forms of energy	3. –

	4. Research organic farming and interview a farmer	4. PWG "Eco-Enrichers" p. 177; PWG "A Dire Diet" p. 361; AW "What's in the Water?" p. 206	
	5. Observe beneficial and harmful creatures that visit your garden	5. PWG "Career Critters" p. 433; PWG "Busy Bees, Busy Blooms" p. 111; PWG "Eco-Enrichers" p. 177	
	6. Research and plan a companion planting chart for your garden	6. –	
	7. Learn about permaculture, SPIN farming, agroecology, & agroforestry	7. –	
	8. Create a presentation about the importance of clean water and how to conserve it	8. PWG "Environmental Barometer" p. 158; AW "Got Water?" p. 24; AW "How Wet is our Planet?" p. 180; AW "What's in the Water?" p. 206; AW "Water Works" p. 216; AW "Alice in Waterland" p. 223; AW "Fishable Waters" p. 232	
	9. Visit a livestock ranch and serve there	9. –	
	10. Read and reflect on Scriptures about caring for creation	10. –	
	Zoology 	1. Endangered species	1. PWG "Here Today, Gone Tomorrow" p. 251; PWG "Back from the Brink" p. 414; FW "Teaming Up for Birds" p. 151; FW "Aiming to Save" p. 222; AW "Turtle Hurdles" p. 246
		2. Taxonomy and classifying animals at a zoo, aquarium, or wildlife center	2. PWG "Insect Inspection" p. 2; PWG "Tracks!" p. 36; FW "Who Was that Masked Bird" p. 113
		3. Interview someone with a Zoology background job	3. PWG "Checks and Balances" p. 448; FW "Bird Heroes" p. 138; AW "Working for Wildlife" p. 296; FW "Bird Heroes" p. 138

	4. Carry out a project that will have a positive impact on animals	4. PWG “No Water off a Duck’s Back” p. 353; PWG “Smokey Bear Said What?” p. 357; PWG “Lights Out!” p. 366; PWG “Food Footprint” p. 375; PWG “Career Critters” p. 433; PWG “Habitat Heroes” p. 499; FW “Teaming up for Birds” p. 151; FW “Bird Action” p. 198; FW “Bird Friend or Foe?” p. 256; FW “Oily Problems!” p. 271; FW “Count Your Birds” p. 300; AW “Dam Design” p. 269; AW “Conservation Messaging” p. 289
	5. Symbiotic relationships	5. PWG “Good Buddies” p. 128; AW “Fishable Waters” p. 232
	6. Behind the scenes at a zoo or aquarium	6. –
	7. Visit an exotic animal vet	7. –
	8. Compare animal respiratory systems	8. –
	9. Strange creature	9. –
	10. Effects of natural disasters on animal habitats	10. PWG “Time Lapse” p. 239; PWG “Smokey Bear Said What?” p. 357
	11. Animal dissection	11. FW “Grizzly Gizzards” p. 269

These correlations were compiled by Hayden Lindsey as part of my community partnership project to complete my NC Environmental Education Certification in 2026. I have been an AHG leader for almost five years and have attended four Project WILD workshops. Feel free to contact me with questions about these correlations: haydenslindsey@gmail.com