

# Best Management Practices

## for Trapping Wolves in the United States

UPDATED 2016



This BMP document applies to the contiguous U.S. only.

Best Management Practices (BMPs) are carefully researched educational guides designed to address animal welfare and increase trappers' efficiency and selectivity. The extensive research and field-testing used to develop BMPs are described in the Introduction. The evaluation methods used to develop BMPs have been standardized, enabling BMPs to be easily updated and revised as new traps and techniques become available. All traps listed in the BMPs have been tested and meet performance standards for animal welfare, efficiency, selectivity, practicality, and safety.

Trapping BMPs provide options that allow for discretion and decision-making in the field. BMPs are meant to be implemented in a voluntary and educational approach, and do not present a single choice that can or must be applied in all cases. BMPs are the product of on-going work that may be updated as additional traps are identified through future scientific testing.

## The Wolf at a Glance

### Characteristics

Wolves are the largest extant wild members of the Canidae (dog) family. Within the contiguous United States, there are two species of wolves (gray wolf and red wolf) and one subspecies of gray wolf (Mexican gray wolf). A third species of wolf could exist, the "Eastern wolf", but designation of this species is disputed. Gray wolves in the western US, western Canada and Alaska are typically larger than wolves in the Midwest. Trapping field projects to develop BMPs were not conducted for the Mexican gray wolf or red wolf.



Figure 1. Gray Wolf

Gray wolves (Figure 1: image depicts a young gray wolf), have long bushy tails that are often black-tipped. Coat color is typically a mix of gray and brown with buffy facial markings and undersides, but color can vary from solid white to brown, black or even red. Average size of an adult wolf body from tip-of-nose to tip-of-tail ranges from 5.0-6.5 feet for males and 4.5-6.0 feet for females. The tail is usually 1-2 feet long. Of wolves in the Western U.S., adult females on average weigh from 80-85 pounds, and males 95-100 pounds. Females rarely exceed 100 pounds and males 120 pounds. Wolf size and weight can vary significantly and wolves in the Midwestern U.S. may on average weigh ten to twenty pounds less than wolves in the Western U.S. and Alaska.

The wolf is powerfully built and typically has a large head, heavily muscled neck, deep chest and thick shoulders. Females tend to have narrower muzzles and foreheads, thinner necks, slightly shorter legs and less massive shoulders than males. The limbs are long and robust. Front paws are larger than the back paws and have five toes each (but only four toes register in the track). Back paws have only four toes. Claws usually register in the tracks. Legs are moderately longer than those of other canines. This enables the wolf to move swiftly and, where applicable, allows it to overcome deep snows. Compared to its smaller North American cousin, the coyote, the wolf is much larger and heavier, with a broader snout, shorter ears, a proportionately shorter torso and longer tail.

### Range

In North America, wolves are found in Canada and Alaska as well as within the contiguous United States. The historic range of the gray wolf covered over two-thirds of the contiguous U.S., but today only two primary populations remain. One population is found in the Midwestern states of Michigan, Minnesota and Wisconsin, and the other population is found in the Western states of Idaho, Montana, Oregon, Utah, Washington, and Wyoming. The Mexican gray wolf was reintroduced as an experimental population in eastern Arizona and southwest New Mexico on National Forest land. The red wolf was reintroduced in North Carolina, and a small population of this highly endangered canine occurs in the wild only there.

Second Edition, 2016.



## Habitat

Provided sufficient large mammal prey is present, wolves can thrive in a diversity of habitats from the tundra to woodlands, taiga, forests, grasslands and deserts.

## Food Habits

Wolves are carnivores—they primarily eat large hooved mammals such as deer, elk, bison and moose. They also hunt smaller mammals such as beavers, rodents and hares. Wolves are also scavengers and eat animals that have died due to other causes like starvation, disease or accidents.

## Life History and Reproduction

Wolves are highly social animals. The basic social unit is the “pack” which typically consists of a mated pair accompanied by the pair’s offspring. Most packs have four to twelve members, but the size can range from as few as two wolves to as many as thirty. The average pack consists of a family of 1-2 adults, 3-6 juveniles and 1-3 yearlings. Individual gray wolves may disperse long distances and eventually form a new pack in an area devoid of other packs. Within the pack, there are male and female hierarchies of dominance. The alpha male is dominant over the entire pack.

In the wild, wolves generally do not breed until at least two years of age, though breeding at one year of age has been documented. The age of first breeding in wolves depends largely on environmental factors. When food is plentiful or in newly colonizing populations, wolves can reproduce at younger ages. Wolves sometimes mate for life. In the northern United States, wolves breed from late January through March. Females are capable of producing pups every year after the first breeding. While four to seven pups is the average litter size, litter size can vary significantly. Gestation is ~63 days. Wolf pups are usually born in a den. At birth they cannot see or hear and weigh about one pound. The female wolf does not leave the den for the first few weeks, relying on the male parent to provide her food. Pups first emerge from the den at around three weeks of age but remain at the den site until weaned at 6-8 weeks. At 1.5 months of age, they are agile enough to flee from danger. Pups begin to eat solid food at the age of 3–4 weeks. Pups have a fast growth rate during their first four months of life. During this period, a pup’s weight can increase nearly 30 fold. After weaning, adult pack members regurgitate meat for the pups or bring smaller prey back to the den to feed them. By autumn, pups are mature enough to accompany adults on hunts for large prey. The pack cares for the pups until they mature at about ten months of age. When young adults mature, they can either remain in the pack or leave to find their own territory. Most animals eventually disperse to a new area if they do not become a breeder in their natal pack.

## Populations

There are an estimated 60,000 wolves in Canada and Alaska and about 5,000 in the lower 48 states as of 2013. Gray wolf populations are increasing and expanding in the lower 48 states but this was not always the case. In 1978, all gray wolves in the contiguous U.S. were listed as endangered, except Minnesota where they were listed as threatened. Nearly 40 years later, as a result of reintroduction efforts, recovery of large prey populations, and management activities that allowed natural expansion, the gray wolf populations in the Northern Rocky Mountain and Upper Midwest regions were delisted and are currently under state management authority. The Mexican gray wolf remains highly endangered. Red Wolves remain federally endangered and are threatened by hybridization with coyotes. Wolf conservation and management efforts tend to polarize groups with differing views that include social, political, economic, and ecological considerations. Productive dialogue on these issues remains a critical component of long-term wolf conservation.



# General Overview of Traps Meeting BMP Criteria for Wolf in the United States

To date, only foothold restraining traps and a power activated footsnare were used to capture wolves during BMP trap testing (Table 1). Examples, brief descriptions, and mechanical details of the various devices are given in the next section. Recommendations on trapping wolves contained in this document apply only to the contiguous United States and do not include Alaska. Most trap testing was conducted in above freezing conditions.

Due to potential distinct gray and eastern wolf species in portions of the contiguous U.S., as well as their hybrids, we will continue to expand trap testing to address the range in size of wolves, variability of trapping conditions, and other important factors.

**Table 1.** Overview of traps meeting BMP criteria for wolves in the United States.

Trap Category	Jaw/Frame Characteristics	Inside Jaw/Frame Spread at Dog*	Inside Width at Jaw/Frame Hinge Posts*
Coil-spring	Padded (Figures 14-15, 17-19)	5 <sup>3</sup> / <sub>16</sub> - 8	6 <sup>7</sup> / <sub>16</sub> - 8
	Offset and/or laminated or wide jaws (Figure 6-13)	7 <sup>1</sup> / <sub>8</sub> - 7 <sup>1</sup> / <sub>2</sub>	7 <sup>3</sup> / <sub>8</sub> - 7 <sup>7</sup> / <sub>8</sub>
Longspring	Padded (Figure 16)	6 <sup>3</sup> / <sub>8</sub>	5 <sup>13</sup> / <sub>16</sub>
	Offset and/or laminated (Figures 3-4)	6 <sup>1</sup> / <sub>8</sub>	5 <sup>13</sup> / <sub>16</sub>
Power Activated Footsnare	Smooth, round rod, 1/8 inch cable (Figure 20)	8	7 <sup>3</sup> / <sub>4</sub>

\*inches

Due to potential variation in the size/weight between wolves in the midwestern and western U.S., Table 2 is provided to show the general location where trap testing was conducted. This table may help trap users select the most appropriate traps for their area. The general season when trap testing was conducted is noted as well.



**Table 2.** Locations of wolf trap testing toward the development of Best Management Practices for Trapping Wolves in the United States, 2008-2015.

Trap Category	Location Tested	Season Tested
Belisle Footsnare No. 8	Minnesota, U.S.	spring, summer, fall
Bridger Alaskan No. 5 with offset/laminated jaws	Quebec, Alberta and British Columbia, Canada	fall, winter
Bridger No. 5 with rubber Jaws	Quebec, Canada	fall, winter
Livestock Protection Company No. 4 with offset jaws	Wisconsin and Minnesota, U.S.	spring, summer, fall
Livestock Protection Company No.7 EZ Grip	Quebec and Western Canada	fall, winter
Minnesota Brand 750 Alaskan with offset (1/4")/laminated jaws	Minnesota and Wisconsin, U.S.	spring, summer, fall
Minnesota Brand 750 Alaskan with offset (3/8)/laminated jaws	Quebec, Canada	fall, winter
Oneida Victor No. 3 Soft-Catch, 4 coiled	Quebec, Canada	fall, winter
Rudy Redwolf 4 1/2	Quebec, Canada	fall, winter
Bridger Brawn No. 9 rubber jaw	Quebec and Western Canada	fall, winter

## Considerations When Trapping Wolves

### General

- Use heavy chain (at least 3/16") to anchor traps.
- Weld all connections shut including J-hooks, S-hooks, lap links, cold shuts, etc.
- If staking traps, double-stake (whether using rebar or earth anchors) and use reinforced double-stake brackets with rebar.
- If using drags, consider that wolves captured on drags may travel far from the location where captured. Also be cognizant of potential rain or snow events that may make following 'drag marks' more difficult. With drags, use a minimum of eight feet (8') of chain and a well-designed drag, strong enough to prevent drag hooks from bending open and also heavy enough to limit the distance a wolf or other large animal can move from the capture site. Coyote sized drags are usually inadequate. Also, consider the use of a supplemental drag (i.e., a length of log (six to eight feet long) cabled to the trap chain with aircraft cable) in open areas where a captured wolf is likely to travel a long distance.
- Inspect traps, chains, swivels and all connections thoroughly for damage following a capture.
- Some wolf traps may hold black bear, grizzly bear, mountain lion and other large animals. If trapping during early fall before bear denning begins, or in areas where mountain lion may occur, trappers should be prepared for a potential capture/release.





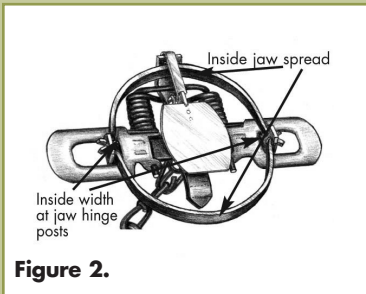


Figure 2.

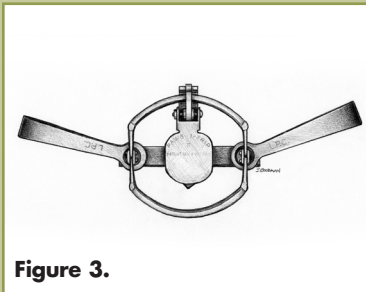


Figure 3.



Figure 4.

### Foothold Traps

- Pan-tension set at a minimum of eight pounds may improve selectivity and foot position in the trap;
- Trap dogs are often bent by captured wolves and may need repair or replacement following a capture;
- Capture and hold animals alive, allowing for release.

### Powered Activated Footsnare:

- Pan-tension set at a minimum of eight pounds improves selectivity;
- Use of a loop stop minimizes capture of smaller species;
- Cables require replacement after capture;
- Captures and holds animals alive, allowing for release.

## Specifications of Traps Meeting BMP Criteria for Wolves in the United States

As more capture devices are tested and new information becomes available, they will be included. Mechanical descriptions of tested traps are given as an aid to trappers or manufacturers who may wish to measure, build or modify traps to meet these specifications (Figure 2). Also, other commercially available traps, modified traps, or other capture devices not yet tested may perform as well as, or better than the listed BMP traps. References to the names of the specific traps tested are provided for information purposes only, and do not imply an endorsement of any manufacturer.

Average mechanical measurements are rounded to the nearest  $\frac{1}{16}$  inch. There may be up to  $\frac{1}{8}$  inch variation in specifications on the part of the manufacturer. Manufacturers use recognizable names, such as "No. 3" coil-spring, to identify certain traps. However, there is no standardized system linking mechanical design features with trap names. The mechanical features of these traps are listed so that similar traps may be identified. Anchoring systems are described for informational purposes.

### Offset, laminated and/or wide jaws (Figure 3-13)

#### Average Mechanical Description and Attributes

Inside jaw spread at dog:  $6\frac{1}{8}$  inches

Inner width:  $6\frac{1}{2}$  inches

Width at jaw hinge posts:  $5\frac{13}{16}$  inches

Jaw width:  $\frac{7}{16}$  inch

Jaw thickness:  $\frac{1}{4}$  inch

Jaw offset:  $\frac{1}{4}$  inch

Length of Main Trap Springs:  $7\frac{1}{4}$  inches

Thickness of Main Trap Springs:  $\frac{1}{8}$  inch

Width of Main Trap Springs:  $1\frac{3}{16}$  inches narrowing to  $\frac{5}{8}$  inch

Base Plate: D-ring attachment

Any trap that has similar specifications may be considered a BMP trap regardless of brand or source of modification, although performance information on all other BMP criteria (see "Criteria for Evaluation of Trapping Devices": Introduction pages 4-6) needs to be considered as well. The trap tested was the Livestock Protection Company No. 4 double-long spring trap with offset jaws (Figure 3-4).

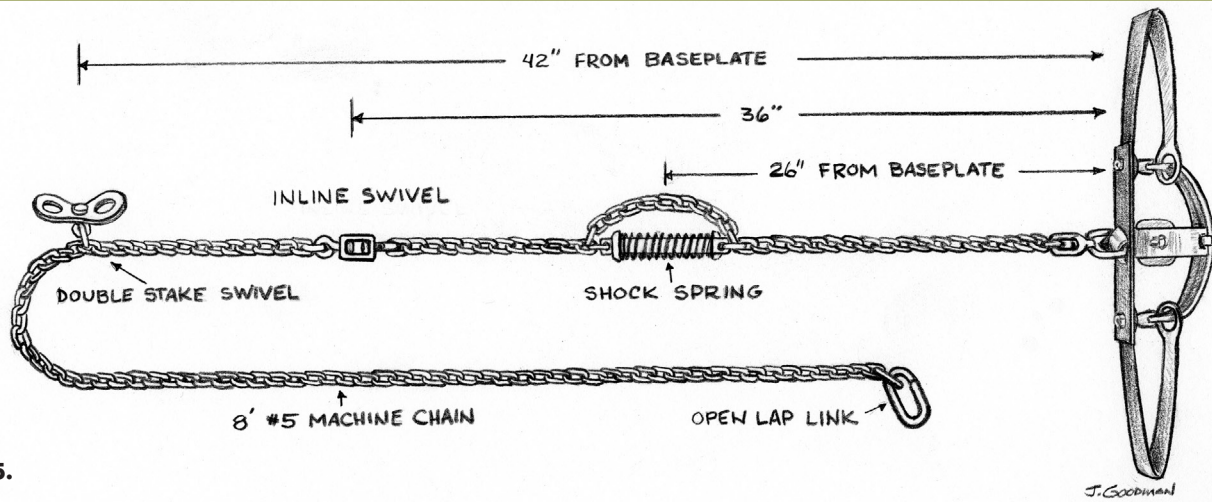


Figure 5.

*Additional Information*

- Traps were affixed with eight feet of #5 (3/16") machined chain attached with a swivel at the baseplate D-ring. A stop shock spring (PIT-78) was attached at 26" from baseplate (chain loops around in-line spring in case spring fails), an in-line swivel placed at 36" from baseplate, a two way staking anchor plate at 42" (doubled and welded), and an open lap link was at the end of the chain to attach a drag (Figure 5). All connections were welded shut.
- Other modifications: Paws-I-Trip pan
- Selectivity features: Brass pan tension machine screw and Paws I-Trip pan



*Average Mechanical Description and Attributes*

- Inside jaw spread (at dog): 7¼ inches
- Inner width: 7 inches
- Inside width at jaw hinge posts: 7¾ inches
- Jaw width: ½ inch
- Jaw thickness: ¼ inch
- Jaw thickness with lamination: ½ inch
- Lamination: 3/16 inch above-jaw lamination, flat bar
- Jaw offset: ¼ inch
- Main trap springs: 0.170 inch diameter wire coil-springs
- Additional Springs: 0.170 inch diameter wire coil-springs
- Base plate: Reinforced, D-ring chain attachment

Any trap that has similar specifications may be considered a BMP trap regardless of brand or source of modification, although performance information on all other BMP criteria (see "Criteria for Evaluation of Trapping Devices": Introduction pages 4-6) needs to be considered as well. The trap tested was the Bridger #5 Alaskan coil-spring trap modified with offset, laminated jaws (lamination on top of jaws) (Figure 6-7).

*Additional Information*

- Traps were affixed with eight feet of #5 (3/16") machined chain attached with a swivel at the baseplate D-ring. A stop shock spring (PIT-78) was attached at 26" from baseplate (chain loops around in-line spring in case spring fails), an in-line swivel placed at 36" from baseplate, a two way staking anchor plate at 42" (doubled and welded), and an open lap link was at the end of the chain to attach a drag (Figure 5). All connections were welded shut.
- Selectivity features: Brass pan tension machine screw



Figure 6.




Figure 7.



WOLF




Figure 8.

#### *Average Mechanical Description and Attributes*

Inside jaw spread: 7½ inches  
 Inner width: 6¼ inches  
 Inside width at jaw hinge posts: 6<sup>13</sup>/<sub>16</sub>  
 Jaw width: <sup>11</sup>/<sub>16</sub> inch  
 Jaw thickness: <sup>5</sup>/<sub>8</sub> inch  
 Jaw offset: none  
 Main trap springs: 0.250 diameter wire springs (bodygrip type)  
 Base plate: Reinforced, D-ring chain attachment

Any trap that has similar specifications may be considered a BMP trap regardless of brand or source of modification, although performance information on all other BMP criteria (see "Criteria for Evaluation of Trapping Devices": Introduction pages 4-6) needs to be considered as well. The trap tested was the Rudy Redwolf 4½ (Figure 8-9).



Figure 9.

#### *Additional Information*

- Traps were affixed with eight feet of #5 (<sup>3</sup>/<sub>16</sub>"") machined chain attached with a swivel at the baseplate D-ring. A stop shock spring (PIT-78) was attached at 26" from baseplate (chain loops around in-line spring incase spring fails), an in-line swivel placed at 36" from baseplate, a two way staking anchor plate at 42" (doubled and welded), and an open lap link was at the end of the chain to attach a drag (Figure 5). All connections were welded shut.
- Selectivity features: pan tension machine screw



#### *Average Mechanical Description and Attributes*

Inside jaw spread (at dog): 7½ inches  
 Inner width: 7¼ inches  
 Inside width at jaw hinge posts: 7<sup>7</sup>/<sub>8</sub> inches  
 Jaw width: <sup>5</sup>/<sub>8</sub> inch  
 Jaw thickness: <sup>3</sup>/<sub>16</sub> inch  
 Jaw thickness with lamination: <sup>3</sup>/<sub>8</sub> inches  
 Lamination: <sup>3</sup>/<sub>16</sub> inch above-jaw lamination, flat bar  
 Jaw offset: ¼ inch  
 Main trap springs: 0.160 diameter wire coil-springs  
 Additional trap springs: 0.160 diameter wire coil-springs  
 Base plate: Reinforced, D-ring chain attachment




Figure 10.

Any trap that has similar specifications may be considered a BMP trap regardless of brand or source of modification, although performance information on all other BMP criteria (see "Criteria for Evaluation of Trapping Devices": Introduction pages 4-6) needs to be considered as well. The trap tested was the MB 750 coil-spring trap modified with offset (¼"), laminated jaws (lamination on top of jaws) (Figure 10-11).

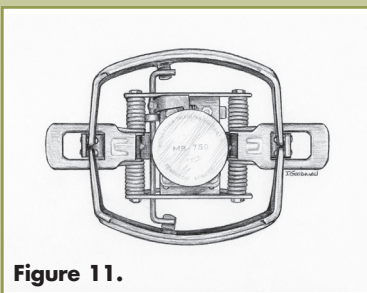


Figure 11.

#### *Additional Information*

- Traps were affixed with eight feet of #5 (<sup>3</sup>/<sub>16</sub>"") machined chain attached with a swivel at the baseplate D-ring. A stop shock spring (PIT-78) was attached at 26" from baseplate (chain loops around in-line spring incase spring fails), an in-line swivel placed at 36" from baseplate, a two way staking anchor plate at 42" (doubled and welded), and an open lap link was at the end of the chain to attach a drag (Figure 5). All connections were welded shut.
- Selectivity features: Brass pan tension machine screw



### *Average Mechanical Description and Attributes*

Inside jaw spread (at dog): 7 $\frac{1}{8}$  inches

Inner width: 7  $\frac{1}{4}$  inches

Inside width at jaw hinge posts: 7 $\frac{7}{8}$  inches

Jaw width:  $\frac{5}{8}$  inch

Jaw thickness:  $\frac{3}{16}$  inch

Jaw thickness with lamination:  $\frac{3}{8}$  inches

Lamination:  $\frac{3}{16}$  inch above-jaw lamination, flat bar

Jaw offset:  $\frac{3}{8}$  inch

Main trap springs: 0.160 inch diameter wire coil-springs

Additional Springs: 0.160 inch diameter wire coil-springs

Base plate: Reinforced, D-ring chain attachment

Any trap that has similar specifications may be considered a BMP trap regardless of brand or source of modification, although performance information on all other BMP criteria (see "Criteria for Evaluation of Trapping Devices": Introduction pages 4-6) needs to be considered as well. The trap tested was the MB 750 Alaskan coil-spring trap modified with offset ( $\frac{3}{8}$ "), laminated jaws (lamination on top of jaws) (Figure 12-13).

### *Additional Information*

- Traps were affixed with eight feet of #5 ( $\frac{3}{16}$ ") machined chain attached with a swivel at the baseplate D-ring. A stop shock spring (PIT-78) was attached at 26" from baseplate (chain loops around in-line spring incase spring fails), an in-line swivel placed at 36" from baseplate, a two way staking anchor plate at 42" (doubled and welded), and an open lap link was at the end of the chain to attach a drag (Figure 5). All connections were welded shut.
- Selectivity features: Brass pan tension machine screw

### **Padded jaw traps (Figure 14–18)**

#### *Average Mechanical Description and Attributes*

Inside jaw spread (at dog): 5 $\frac{3}{16}$  inches

Inner width: 6 $\frac{1}{16}$  inches

Inside width at jaw hinge posts: 6 $\frac{7}{16}$  inches

Jaw width:  $\frac{9}{16}$  inch round padded jaw

Jaw thickness:  $\frac{3}{8}$  inch

Padding: manufacturer supplied rubber pads

Main trap springs: Two 0.145 inch diameter wire coil-springs

Additional springs: Two 0.115 inch diameter wire coil-springs

Base plate: Reinforced, D-ring chain attachment

Any trap that has similar specifications may be considered a BMP trap regardless of brand or source of modification, although performance information on all other BMP criteria (see "Criteria for Evaluation of Trapping Devices": Introduction pages 4–6) needs to be considered as well. The trap tested was the Woodstream™ Victor No. 3 Softcatch™ modified coil-spring, four-coiled (Figure 14-15).

### *Additional Information*

- Chain attachment used in trap testing: Traps were affixed with eight feet of #5 ( $\frac{3}{16}$ ") machined chain attached with a swivel at the baseplate D-ring. A stop shock spring (PIT-78) was attached at 26" from the baseplate (chain loops around in-line spring incase spring fails), an in-line swivel placed at 36" from baseplate, a two way staking anchor plate at 42" (doubled and welded), and an open lap link was at the end of the chain to attach a drag (Figure 5). Connections were welded shut.
- Selectivity features: Brass pan tension machine screw




Figure 12.




Figure 13.

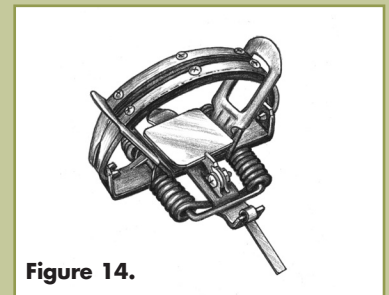


Figure 14.




Figure 15.





Figure 16.

#### Additional Information, continued

- Special considerations for practicality: Some damage to trap pads should be expected and will require occasional replacement as a normal part of trap maintenance and upkeep. Special care should be taken to prevent odor contamination of the rubber jaws. Avoid using petroleum-based dye directly on the rubber pads. This device also meets BMP criteria for badger, bobcat, red fox, Eastern coyote and Western coyote.



#### Average Mechanical Description and Attributes

Inside jaw spread at dog:  $6\frac{3}{8}$  inches  
 Inner width:  $6\frac{1}{2}$  inches  
 Width at jaw hinge posts:  $5\frac{13}{16}$  inches  
 Jaw width:  $1\frac{3}{16}$  inch with rubber pad  
 Jaw thickness:  $\frac{7}{16}$  inch  
 Length of Main Trap Springs:  $7\frac{1}{2}$  inches  
 Thickness of Main Trap Springs:  $\frac{1}{8}$  inch  
 Width of Main Trap Springs:  $1\frac{3}{16}$  inches narrowing to  $\frac{5}{8}$  inch  
 Base Plate: D-ring attachment

Any trap that has similar specifications may be considered a BMP trap regardless of brand or source of modification, although performance information on all other BMP criteria (see "Criteria for Evaluation of Trapping Devices": Introduction pages 4-6) needs to be considered as well. The trap tested was the Livestock Protection Company No. 7 double-longspring EZ Grip™ (Figure 16).



Figure 17.

#### Additional Information

- Traps were affixed with eight feet of #5 ( $\frac{3}{16}$ "") machined chain attached with a swivel at the baseplate D-ring. A stop shock spring (PIT-78) was attached at 26" from baseplate (chain loops around in-line spring incase spring fails), an in-line swivel placed at 36" from baseplate, a two way staking anchor plate at 42" (doubled and welded), and an open lap link was at the end of the chain to attach a drag (Figure 5). All connections were welded shut.
- Special considerations for practicality: Some damage to trap pads should be expected and will require occasional replacement as a normal part of trap maintenance and upkeep. Special care should be taken to prevent odor contamination of the rubber jaws. Avoid using petroleum-based dye directly on the rubber pads.



#### Average Mechanical Description and Attributes

Inside jaw spread (at dog):  $7\frac{1}{4}$  inches  
 Inner width:  $6\frac{7}{8}$  inches  
 Inside width at jaw hinge posts:  $7\frac{3}{8}$  inches  
 Jaw width:  $\frac{3}{4}$  inch  
 Jaw thickness:  $\frac{7}{16}$  inch  
 Main trap springs: 0.170 inch diameter wire coil-springs  
 Additional Springs: 0.140 inch diameter wire coil-springs  
 Base plate: Reinforced, D-ring chain attachment

Any trap that has similar specifications may be considered a BMP trap regardless of brand or source of modification, although performance information on all other BMP criteria (see "Criteria for Evaluation of Trapping Devices": Introduction pages 4-6) needs to be considered as well. The trap tested was the Bridger #5 coil-spring trap modified with rubber jaws. (Figure 17-18).




Figure 18.



### Additional Information

- Traps were affixed with eight feet of #5 ( $\frac{3}{16}$ " ) machined chain attached with a swivel at the baseplate D-ring. A stop shock spring (PIT-78) was attached at 26" from baseplate (chain loops around in-line spring incase spring fails), an in-line swivel placed at 36" from baseplate, a two way staking anchor plate at 42" (doubled and welded), and an open lap link was at the end of the chain to attach a drag (Figure 5). All connections were welded shut.
- Selectivity features: pan tension machine screw



### Average Mechanical Description and Attributes

Inside jaw spread (at dog): 8 inches  
Inner width: 7  $\frac{1}{4}$  inches  
Inside width at jaw hinge posts: 8 inches  
Jaw width:  $\frac{1}{2}$  inch square padded jaws  
Jaw thickness: 1 inch  
Padding: Manufacturer-supplied rubber pads  
Coilsprings: Four 0.225 inch wire-diameter springs  
Base plate: Reinforced with D-ring

Any trap that has similar specifications may be considered a BMP trap regardless of brand or source of modification, although performance information on all other BMP criteria (see Introduction: "Criteria for Evaluation of Trapping Devices" pages 4-6) needs to be considered as well. The trap tested was the Bridger® Brawn® No. 9 dogless rubber jaw coil-spring trap (Figure 19).

### Additional Information

- Chain attachment used in the trap testing: Traps were affixed with eight feet of #5 ( $\frac{3}{16}$ " ) machined chain attached with a swivel at the baseplate D-ring. A stop shock spring (PIT-78) was attached at 26" from base-plate (chain loops around in-line spring in case spring fails), an in-line swivel placed at 36" from baseplate, a two way staking anchor plate at 42" (doubled and welded), and an open lap link was at the end of the chain to attach a drag (Figure 5). All connections were welded shut.
- Selectivity features: pan tension machine screw
- Special considerations for practicality: Some damage to trap pads should be expected and will require occasional replacement as a normal part of trap maintenance and upkeep. Special care should be taken to prevent odor contamination of the rubber jaws. Avoid using petroleum-based dye directly on the rubber pads.



Figure 19.





### **Powered cable device (Figure 20)**

#### *Average Mechanical Description and Attributes*

Inside cable retention frame spread (at dog): 8 inches

Inner width: 8 inches

Inside width at frame hinge posts: 7<sup>3</sup>/<sub>4</sub> inches

Cable retention frame width: 1/8 inch, smooth round rod

Cable retention frame thickness: 1/8 inch rod

Main trap springs: Two 0.188-inch wire-diameter rod quick-release springs

Cable diameter: 1/8 inch cable

Any device that meets these specifications is considered a BMP device, regardless of brand or source of modifications. The trap tested was the Belisle™ Foot Snare No. 8 (Figure 20).

#### *Additional Information*

- Cable attachment on device tested: swivel and lunge spring with a cable anchor.
- Selectivity features: Pan tension machine screw; large cable diameter and loop stop prevent the cable from closing to a small diameter, thus allowing small animals such as squirrels, skunks, and some raccoons to escape.

#### *Special considerations for practicality:*

Cables are generally damaged and kinked during captures and require replacement as a normal part of trap maintenance and upkeep.

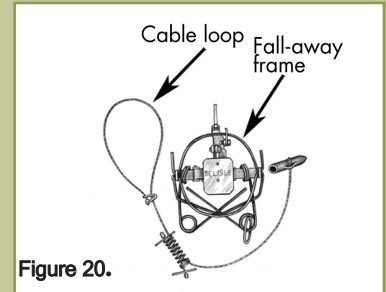


Figure 20.

