


# Best Management Practices

## Trapping Coyotes in the Eastern United States

UPDATED 2018



J. GOODMAN



**Figure EC1.** Eastern coyote  
(*Canis latrans*)

Best Management Practices (BMPs) are carefully researched recommendations designed to address animal welfare and increase trappers' efficiency and selectivity. The extensive research and field-testing used to develop BMPs are described in the Introduction section of this manual. The evaluation methods used to develop BMPs have been standardized, enabling BMPs to be easily updated and revised as new traps and techniques become available. All traps listed have been tested and meet performance standards for animal welfare, efficiency, selectivity, practicality and safety.

Trapping BMPs provide options, allowing for discretion and decision making in the field. They do not present a single choice that can or must be applied in all cases. They are meant to be implemented in a voluntary and educational approach. BMPs are the product of ongoing work that may be updated as additional traps are identified through future scientific testing.

## The Eastern Coyote at a Glance

### Characteristics

The Eastern coyote is a medium to large member of the canid family (Figure EC1). Eastern coyotes are somewhat heavier than their Western relatives, and adults average 30-38 pounds. Individuals weighing as much as 60 pounds have been recorded in some Northeastern states. Adult males are generally larger than adult females. The scientific name is *Canis latrans*.

### Range

Coyotes occur throughout North America from the edge of the northern tundra to Central America. In the United States, all 48 contiguous states and Alaska have populations, though densities vary with habitat quality. Densities are highest in the plains region and in the south-central states.

### Habitat

Originally an inhabitant of the open grasslands and prairies of the western United States and southern Canada, the coyote has adapted to a wide range of habitat conditions from Southern swamps to Northern spruce-fir forests. They also occur in urban and suburban environments, including some of the largest cities in the United States.

### Food Habits

Coyotes are opportunistic predators. They commonly prey upon small animals (mice, rabbits, reptiles and insects), and occasionally pets. They often consume scavenged food items and carrion, as well as fruits, seeds, and other plant material. Coyotes can also kill large mammals, such as white-tailed deer and livestock.

### Reproduction

Breeding takes place during late January or February in the north and later in the South. Litters, which average three to six pups, are born about 60 days after breeding. Females normally do not breed until their second winter. Pairs may remain together for several years, and both parents care for pups. Young usually disperse from the home territory in the fall when they are about six months old.

### Populations

Although coyote populations vary across the east, they are generally considered abundant as they increase in numbers and become less wary of people. Coyote densities are highly variable depending on habitat quality and range from one animal for every seven or eight square miles to an average of more than one animal per square mile. Adult coyotes may range over an area of 2-20 square miles, depending on the time of year. Family groups defend well-defined territories; pairs and solitary individuals do not.



## Comments

Coyote range has expanded dramatically since the mid-1800s. Coyote populations spread from western grasslands north to Alaska, west across the Rocky Mountains to the Pacific Ocean, and east to the Atlantic coast. This increase in population and range occurred during a time of extensive habitat change and reduction in wolf numbers. Few mammals have shown such adaptability. As coyotes have occupied suburban areas they have become less wary of people, and in recent years, attacks on people have been documented.

## General Overview of Traps Meeting BMP Criteria for Coyotes in the Eastern United States

Two basic types of traps were tested for coyotes: foothold restraining traps and cable devices (Table EC2). Examples, brief descriptions, and mechanical details of the various makes and models that meet BMP criteria are given in the next section.

**Table EC2.** Overview of traps meeting BMP criteria for coyotes in the eastern United States.

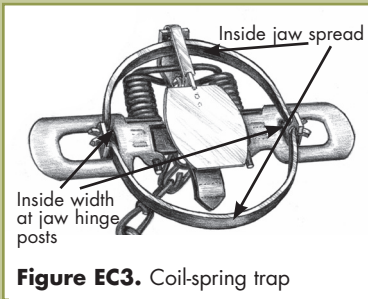
Trap Category	Jaw/Frame Characteristics	Inside Jaw/Frame Spread at Dog*	Inside Width at Jaw/Frame Hinge Posts*
Coil-spring	Padded	4 1/2 - 5 1/2	4 9/16 - 6 1/2
	Unmodified	5 - 5 1/4	5
	Offset, laminated and/or wide	4 1/2 - 5 1/2	4 3/4 - 6 3/8
Powered Cable Device	Smooth, round rod, 1/8 inch cable	6 3/8	6
	<b>Cable Characteristics</b>	<b>Loop Diameter</b>	<b>Locks</b>
Non-Powered Cable Devices	48 - 72 inches 3/32 or 1/8 inch diameter stranded cable	10 - 12 inches	Relaxing locks

\* Inches



3

EASTERN COYOTE



**Figure EC3.** Coil-spring trap

## General Considerations When Trapping Eastern Coyotes

### *Jaw-Type Traps*

- Many currently used trap models meet specifications
- Pan tension set to four pounds improves selectivity and foot placement in the trap
- Captures and holds animals alive, allowing for release

### *Powered Cable Devices (Foot Capture)*

- Pan tension set to four pounds improves selectivity
- Can be used to capture several furbearer species
- Large cable-loop diameter minimizes capture of smaller species
- Cables require frequent replacement
- Captures and holds animals alive, allowing for release

### *Non-Powered Cable Devices*

- The use of loop stops and breakaway devices can improve selectivity
- Cables require frequent replacement
- Captures and holds animals alive, allowing for release

## Specifications of Traps Meeting BMP Criteria for Coyotes in the Eastern United States

As more capture devices are tested and new information becomes available, they will be added to an updated list. Mechanical descriptions of tested traps are given as an aid to trappers or manufacturers who may wish to measure, build, or modify traps to meet these specifications (Figure EC3). Also, other commercially available traps, modified traps, or other capture devices not yet tested may perform as well as, or better than the listed BMP traps. References to trap names are provided to identify the specific traps tested. This list is provided for information purposes only and does not imply an endorsement of any manufacturer.

These are average mechanical measurements which are rounded to the nearest  $\frac{1}{16}$  inch. There may be up to a  $\frac{1}{8}$  inch variation in specifications on the part of the manufacturer. Manufacturers use recognizable names, such as "No. 2" coil-spring, to identify certain traps. However, there is no standardized system linking mechanical design features with trap names. The mechanical features of these traps are listed so that similar traps may be identified. The performance of anchoring systems was not specifically evaluated. However, methods of attachment are described for informational purposes.



## Padded Jaws (Figures EC4–EC9)

### Average Mechanical Description and Attributes

Inside jaw spread (at dog): 4 1/2 inches  
Inner width: 4 7/8 inches  
Inside width at jaw hinge posts: 4 9/16 inches  
Jaw width: 9/16 inch round padded jaw  
Jaw thickness: 3/8 inch  
Padding: Manufacturer-supplied rubber pads  
Main trap springs: Two 0.131 inch wire-diameter springs  
Additional springs: Two 0.100 inch wire-diameter springs  
Base plate: Reinforced with D-ring

Any trap that has similar specifications may be considered a BMP trap regardless of brand or source of modification, although performance information on all other BMP criteria (see Introduction: “Criteria for Evaluation of Trapping Devices” pages 4-6) needs to be considered as well. The trap tested was the Woodstream™ Victor No. 1 1/2 Softcatch modified coil-spring, four-coiled (Figures EC 4a-4b).

### Additional Information

- Chain attachment used in the trap testing: 7 1/2 inch center-mounted with two swivels, one shock spring, and anchored with a stake.
- Selectivity features: Brass pan tension machine screw; pan tension set so four pounds of pressure triggered the trap and checked and readjusted as needed after every capture.
- Special considerations for practicality: Some damage to trap pads should be expected and will require occasional replacement as a normal part of trap maintenance and upkeep. Special care should be taken to prevent odor contamination of the rubber jaws. Avoid using petroleum-based dye directly on the rubber pads. This device also meets BMP criteria for red foxes.



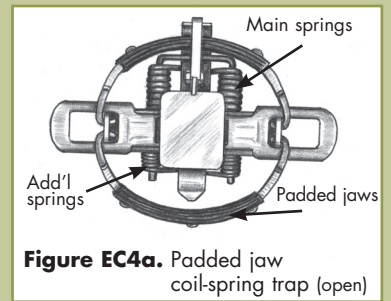
### Average Mechanical Description and Attributes

Inside jaw spread (at dog): 4 5/8 inches  
Inner width: 4 3/4  
Inside width at jaw hinge posts: 5 inches  
Jaw width: 3/8 inch round padded jaw  
Jaw thickness: 1/2 inch  
Padding: Manufacturer-supplied rubber pads  
Main Trap Springs: Two 0.150 inch wire-diameter springs  
Base plate: Reinforced with D-ring

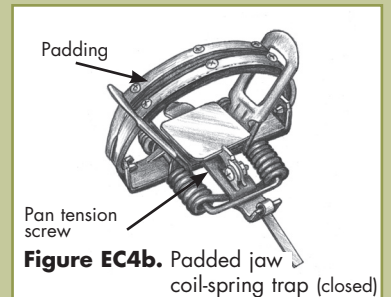
Any trap that has similar specifications may be considered a BMP trap regardless of brand or source of modification, although performance information on all other BMP criteria (see Introduction: “Criteria for Evaluation of Trapping Devices” pages 4-6) needs to be considered as well. The trap tested was the Oneida Victor™ No. 1 3/4 Soft Catch™ coil-spring trap (Figure EC5).

### Additional Information

- Chain attachment used in the trap testing: 12 inches center-mounted with four swivels, one shock spring, and anchored with a stake.
- Selectivity features: Brass pan tension machine screw; pan tension set so four pounds of pressure triggered the trap and checked and readjusted as needed after every capture.
- Special considerations for practicality: Some damage to trap pads should be expected and will require occasional replacement as a normal part of trap maintenance and upkeep. Special care should be taken to prevent odor contamination of the rubber jaws. Avoid using petroleum-based dye directly on the rubber pads. This device also for Western coyotes.



**Figure EC4a.** Padded jaw coil-spring trap (open)



**Figure EC4b.** Padded jaw coil-spring trap (closed)



**Figure EC5.** Padded jaw coil-spring trap



*Average Mechanical Description and Attributes*

Inside jaw spread (at dog): 5 1/2 inches  
Inner width: 6 inches  
Inside width at jaw hinge posts: 6 1/2 inches  
Jaw width: 3/4 inch  
Jaw thickness: 9/16 inch  
Main trap springs: Four 0.150 inch diameter wire coil-spring  
Base plate: Reinforced, D-ring chain attachment

Any trap that has similar specifications may be considered a BMP trap regardless of brand or source of modification, although performance information on all other BMP criteria (see "Criteria for Evaluation of Trapping Devices": Introduction pages 4-6) needs to be considered as well. The trap tested was the Jake™ Trap coil-spring trap (Figure EC6).

*Additional Information*

- Chain attachment used in trap testing; 18 inch chain center-mounted with three swivels, one in-line shock spring, and anchored with a stake.
- Selectivity features: Pan tension set so approximately four pounds of pressure triggered the trap, and was checked and readjusted as needed after capture.
- Special considerations for practicality: Some damage to trap pads should be expected and will require occasional replacement as a normal part of trap maintenance and upkeep. Special care should be taken to prevent odor contamination of the rubber jaws. Avoid using petroleum-based dye directly on the rubber pads. This device also meets BMP criteria for Western coyotes



**Figure EC6.** Padded jaw coil-spring trap



*Average Mechanical Description and Attributes*

Inside jaw spread (at dog): 5 1/2 inches  
Inner width: 6 3/8  
Inside width at jaw hinge posts: 6 1/8 inches  
Jaw width: 5/8 inch square padded jaw  
Jaw thickness: 5/8 inch  
Padding: Manufacturer-supplied rubber pads  
Coilsprings: Two 0.160 inch wire-diameter springs  
Base plate: Reinforced with D-ring

Any trap that has similar specifications may be considered a BMP trap regardless of brand or source of modification, although performance information on all other BMP criteria (see Introduction: "Criteria for Evaluation of Trapping Devices" pages 4-6) needs to be considered as well. The trap tested was the Bridger® No. 3 rubber jaw coilspring trap (Figure EC7).

*Additional Information*

- Chain attachment used in the trap testing: 9 inch center-mounted with two swivels, one shock spring, and anchored with a stake.
- Selectivity features: Pan tension machine screw; pan tension set so four pounds of pressure triggered the trap and checked and readjusted as needed after every capture.
- Special considerations for practicality: Some damage to trap pads should be expected and will require occasional replacement as a normal part of trap maintenance and upkeep. Special care should be taken to prevent odor contamination of the rubber jaws. Avoid using petroleum-based dye directly on the rubber pads. This device also meets BMP criteria for Western coyotes.



**Figure EC7.** Padded jaw coil-spring trap





### Average Mechanical Description and Attributes

Inside jaw spread (at dog): 5 inches  
 Inner width: 6 7/16 inches  
 Inside width at jaw hinge posts: 6 inches  
 Jaw width: 1/2 inch round padded jaw  
 Jaw thickness: 5/8 inch  
 Padding: Manufacturer-supplied rubber pads  
 Main trap springs: Two 0.160 inch wire-diameter springs  
 Base plate: Reinforced with D-ring

Any trap that has similar specifications may be considered a BMP trap regardless of brand or source of modification, although performance information on all other BMP criteria (see Introduction: "Criteria for Evaluation of Trapping Devices" pages 4-6) needs to be considered as well. The trap tested was the Duke<sup>HA</sup> No. 3 rubber jaw coil-spring trap ( Figure EC8).

### Additional Information

- Chain attachment used in the trap testing: 9 inch center-mounted with two swivels, one shock spring, and anchored with a stake.
- Selectivity features: Brass pan tension machine screw; pan tension set so four pounds of pressure triggered the trap and checked and readjusted as needed after every capture.
- Special considerations for practicality: Some damage to trap pads should be expected and will require occasional replacement as a normal part of trap maintenance and upkeep. Special care should be taken to prevent odor contamination of the rubber jaws. Avoid using petroleum-based dye directly on the rubber pads. This device also meets BMP criteria for Western coyotes.




### Average Mechanical Description and Attributes

Inside jaw spread (at dog): 5 3/16 inches  
 Inner width: 6 1/16 inches  
 Inside width at jaw hinge posts: 6 7/16 inches  
 Jaw width: 9/16 inch round padded jaw  
 Jaw thickness: 3/8 inch  
 Padding: Manufacturer supplied rubber pads  
 Main trap springs: Two 0.145 inch wire-diameter springs  
 Additional springs: Two 0.115 inch wire-diameter springs  
 Base plate: Reinforced with D-ring


Any trap that has similar specifications may be considered a BMP trap regardless of brand or source of modification, although performance information on all other BMP criteria (see "Criteria for Evaluation of Trapping Devices": Introduction pp. 4-6) needs to be considered as well. The trap tested was the Woodstream<sup>TM</sup> Victor No. 3 Softcatch coil-spring, modified with four-coils (EC4a- EC4b).

### Additional Information

- Chain attachment used in trap testing: 18 inch center-mounted with three swivels, two shock springs, and anchored with a stake.
- Selectivity features: Brass pan tension machine screw; pan tension set so two pounds of pressure triggered the trap, and checked and readjusted as needed after every capture.
  - Special considerations for practicality: Some damage to trap pads should be expected and will require occasional replacement as a normal part of trap maintenance and upkeep. Special care should be taken to prevent odor contamination of the rubber jaws. Avoid using petroleum-based dye directly on the rubber pads. This device also meets BMP criteria for Eastern coyotes.



**Figure EC8.** Padded jaw coil-spring trap





#### *Average Mechanical Description and Attributes*

Inside jaw spread (at dog): 4 5/8 inches  
Inner width: 5 7/8 inches  
Inside width at jaw hinge posts: 6 1/4 inches  
Jaw width: 9/16 inch padded jaw  
Jaw thickness: 9/16 inch  
Padding: Manufacturer-supplied rubber pads  
Main trap springs: Two 0.148 inch wire-diameter springs  
Additional springs: Two 0.118 inch wire-diameter springs  
Base plate: Reinforced with D-ring

Any trap that has similar specifications may be considered a BMP trap regardless of brand or source of modification, although performance information on all other BMP criteria (see Introduction: "Criteria for Evaluation of Trapping Devices" pages 4-6) needs to be considered as well. The trap tested was the Minnesota Brand<sup>HA</sup> MB 550-RC-RJ-4 Coil Rubber Jaw coil-spring trap ( Figure EC9).

#### *Additional Information*

- Chain attachment used in the trap testing: 9 inch center-mounted with two swivels, one shock spring, and anchored with a stake.
- Selectivity features: Pan tension set so ~3.2 pounds of pressure triggered the trap. Tension was checked and readjusted as needed after every capture.
- Special considerations for practicality: Some damage to trap pads should be expected and will require occasional replacement as a normal part of trap maintenance and upkeep. Special care should be taken to prevent odor contamination of the rubber jaws. Avoid using petroleum-based dye directly on the rubber pads. This device also



**Figure EC9** MB 555-RC-RJ-4 coiled







## Unmodified Jaws (Figures EC10a and EC10b)

### *Average Mechanical Description and Attributes*

Inside jaw spread (at dog): 5 1/4 inches

Inner width: 4 9/16 inches

Inside width at jaw hinge posts: 5 inches

Jaw width: 1/2 inch smooth round jaw

Jaw thickness: 1/8 inch

Main trap springs: Two 0.145 inch wire-diameter springs

Base plate: Not reinforced

Any trap that has similar specifications may be considered a BMP trap regardless of brand or source of modification, although performance information on all other BMP criteria (see Introduction: "Criteria for Evaluation of Trapping Devices" pages 4-6) needs to be considered as well. The trap tested was the Woodstream™ Victor No. 1.75 coil-spring.

### *Additional Information*

- Chain attachment used in trap testing: 9 1/2 inch center-mounted with two swivels, one shock spring, and anchored with a stake.
- Selectivity features: Brass pan tension machine screw; pan tension set so four pounds of pressure triggered the trap and checked and readjusted as needed after every capture.
- Special considerations for practicality: This device also meets BMP criteria for red foxes and Western coyotes.



### *Average Mechanical Description and Attributes*

Inside jaw spread (at dog): 5 inches

Inner width: 4 1/2 inches

Inside width at jaw hinge posts: 5 inches

Jaw width: 1/2 inch smooth round jaw

Jaw thickness: 1/8 inch

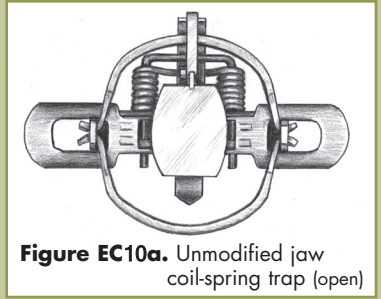
Main trap springs: Two 0.145 inch wire-diameter springs

Base plate: Not reinforced

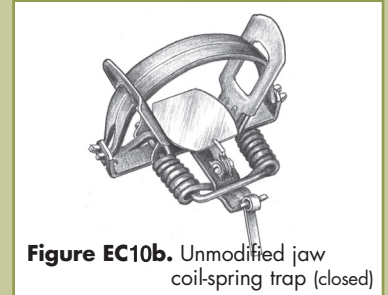
Any trap that has similar specifications may be considered a BMP trap regardless of brand or source of modification, although performance information on all other BMP criteria (see Introduction: "Criteria for Evaluation of Trapping Devices" pages 4-6) needs to be considered as well. The trap tested was the Woodstream™ Victor No. 2 coil-spring.

### *Additional Information:*

- Chain attachment used in trap testing: 6 inch center-mounted with two swivels and anchored with a stake.
- Selectivity features: Brass pan tension machine screw; pan tension set so four pounds of pressure triggered the trap, and checked and readjusted as needed after every capture.




**Figure EC10a.** Unmodified jaw coil-spring trap (open)



**Figure EC10b.** Unmodified jaw coil-spring trap (closed)





**Figure EC11.** Wide jaw, offset trap

## Offset, Laminated and/or Wide Jaws (Figures EC11-EC23)

### *Average Mechanical Description and Attributes*

Inside jaw spread (at dog): 5 <sup>1</sup>/<sub>16</sub> inches

Inner width: 4 <sup>5</sup>/<sub>16</sub> inches

Inside width at jaw hinge posts: 4 <sup>3</sup>/<sub>4</sub> inches

Jaw width: <sup>3</sup>/<sub>8</sub> inch smooth oval jaw

Jaw thickness: <sup>1</sup>/<sub>4</sub> inch

Jaw offset: <sup>3</sup>/<sub>16</sub> inch

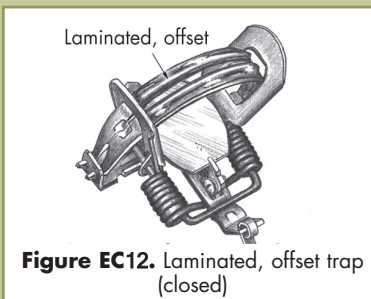
Main trap springs: Two 0.145 inch wire-diameter springs

Base plate: Not reinforced

Any trap that has similar specifications may be considered a BMP trap regardless of brand or source of modification, although performance information on all other BMP criteria (see Introduction: "Criteria for Evaluation of Trapping Devices" pages 4-6) needs to be considered as well. The trap tested was the Sleepy Creek™ No. 1 <sup>3</sup>/<sub>4</sub> coil-spring, wide jaw, offset (Figure EC11).

### *Additional Information*

- Chain attachment on traps tested: 9 <sup>1</sup>/<sub>2</sub> inch center-mounted with two swivels, one shock spring, and anchored with a stake.
- Selectivity features: Brass pan tension machine screw; pan tension set so four pounds of pressure triggered the trap and checked and readjusted as needed after every capture.
- Special considerations for practicality: This device also meets BMP criteria for red foxes.



**Figure EC12.** Laminated, offset trap (closed)

### *Average Mechanical Description and Attributes*

Inside jaw spread (at dog): 5 <sup>1</sup>/<sub>16</sub> inches

Inner width: 4 <sup>9</sup>/<sub>16</sub> inches

Inside width at jaw hinge posts: 5 <sup>1</sup>/<sub>16</sub> inches

Jaw width: <sup>7</sup>/<sub>16</sub> inch wide, smooth round jaw

Jaw thickness: <sup>5</sup>/<sub>16</sub> inch

Jaw thickness with lamination: <sup>1</sup>/<sub>2</sub> inch

Lamination: <sup>3</sup>/<sub>16</sub> inch above-jaw lamination

Jaw offset: <sup>3</sup>/<sub>16</sub> inch

Main trap springs: Two 0.135 inch wire-diameter springs

Base plate: Not reinforced

Any trap that has similar specifications may be considered a BMP trap regardless of brand or source of modification, although performance information on all other BMP criteria (see Introduction: "Criteria for Evaluation of Trapping Devices" pages 4-6) needs to be considered as well. The trap tested was the Woodstream™ Victor No. 1.75 coil-spring trap modified with offset, laminated jaws (Figure EC12).

### *Additional Information*

- Chain attachment used in trap testing: 9 <sup>1</sup>/<sub>2</sub> inch center-mounted with two swivels, one Shock spring, and anchored with a stake.
- Selectivity features: Brass pan tension machine screw; pan tension set so four pounds of pressure triggered the trap and checked and readjusted as needed after every capture.
- Special considerations for practicality: This device also meets BMP criteria for red foxes and Western coyotes.



### *Average Mechanical Description and Attributes*

Inside jaw spread (at dog): 5 inches  
Inner width: 4 <sup>11</sup>/<sub>16</sub> inches  
Inside width at jaw hinge posts: 5 inches  
Jaw width: <sup>3</sup>/<sub>8</sub> inch wide, smooth round jaw  
Jaw thickness: <sup>3</sup>/<sub>16</sub> inch  
Jaw thickness at flat face: <sup>1</sup>/<sub>4</sub> inch  
Jaw offset: <sup>1</sup>/<sub>4</sub> inch  
Main trap springs: Two 0.142 inch wire-diameter springs  
Base plate: Not reinforced

Any trap that has similar specifications may be considered a BMP trap regardless of brand or source of modification, although performance information on all other BMP criteria (see Introduction: "Criteria for Evaluation of Trapping Devices" pages 4-6) needs to be considered as well. The trap tested was the Oneida-Victor™ No. 1.75 coil-spring trap, wide jaw, offset (Figures EC13).

### *Additional Information*

- Chain attachment used in trap testing: 18 inch center-mounted with three swivels, one shock spring, and anchored with a stake.
- Selectivity features: Pan tension machine screw; pan tension set so two to four pounds of pressure triggered the trap and was checked and readjusted as needed after every capture.
- Special considerations for practicality: This device meets BMP criteria for Eastern coyotes and Western coyotes.




### *Average Mechanical Description and Attributes*

Inside jaw spread (at dog): 5 <sup>1</sup>/<sub>4</sub> inches  
Inner width: 4 <sup>11</sup>/<sub>16</sub> inches  
Inside width at jaw hinge posts: 5 <sup>1</sup>/<sub>16</sub> inches  
Jaw width: <sup>3</sup>/<sub>8</sub> inch wide, smooth round jaw  
Jaw thickness: <sup>3</sup>/<sub>16</sub> inch  
Jaw thickness at flat face: <sup>1</sup>/<sub>4</sub> inch  
Jaw offset: <sup>3</sup>/<sub>16</sub> inch  
Main trap springs: Two 0.153 inch wire-diameter springs  
Base plate: Not reinforced

Any trap that has similar specifications may be considered a BMP trap regardless of brand or source of modification, although performance information on all other BMP criteria (see Introduction: "Criteria for Evaluation of Trapping Devices" pages 4-6) needs to be considered as well. The trap tested was the Oneida-Victor™ No. 2 coil-spring trap, wide jaw, offset (Figure EC14).

### *Additional Information*

- Chain attachment used in trap testing: 18 inch center-mounted with three swivels, one shock spring, and anchored with a stake.
- Selectivity features: Pan tension machine screw; pan tension set so two to four pounds of pressure triggered the trap and was checked and readjusted as needed after every capture.
- Special considerations for practicality: This device meets BMP criteria for Eastern coyotes and Western coyotes.

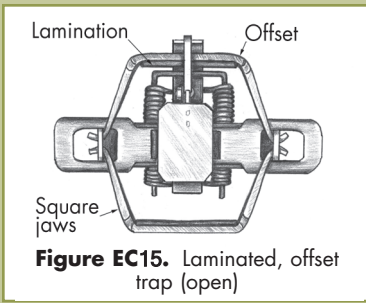


**Figure EC13.** wide jaw, offset trap



**Figure EC14.** wide jaw, offset trap





**Figure EC15.** Laminated, offset trap (open)

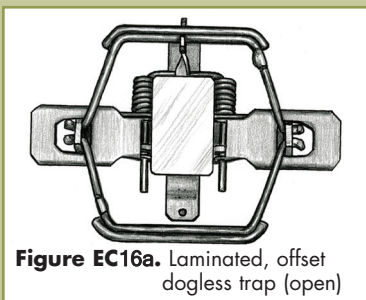
#### Average Mechanical Description and Attributes

Inside jaw spread (at dog): 5 1/2 inches  
 Inside jaw spread (between below-jaw lamination): 5 inches  
 Inner width: 5 1/16 inches  
 Inside width at jaw hinge posts: 5 9/16 inches  
 Jaw width: 7/16 inch hexagonal jaw  
 Jaw thickness: 1/16 inch  
 Jaw thickness with lamination: 7/16 inches  
 Lamination: 1/4 inch  
 Jaw offset: 3/16 inch  
 Main trap springs: Two 0.145 inch wire-diameter springs  
 Additional springs: Two 0.110 inch wire-diameter springs  
 Base plate: Reinforced with D-ring

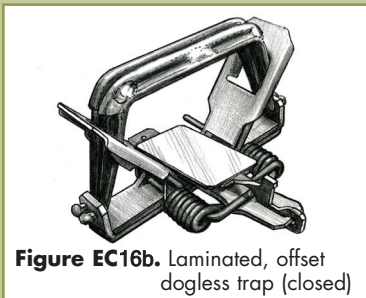
Any trap that has similar specifications may be considered a BMP trap regardless of brand or source of modification, although performance information on all other BMP criteria (see Introduction: "Criteria for Evaluation of Trapping Devices" pages 4-6) needs to be considered as well. The trap tested was the Bridger™ No.2 coil-spring modified with offset, laminated jaws, four-coiled (Figure EC15).

#### Additional Information

- Chain attachment used in trap testing: 18 inch center-mounted with three swivels, two shock springs, and anchored with a stake.
- Selectivity features: Brass pan tension machine screw; pan tension set so four pounds of pressure triggered the trap and checked and readjusted as needed after every capture.
- Special considerations for practicality: This device also meets BMP criteria for Western coyotes and red foxes.



**Figure EC16a.** Laminated, offset dogless trap (open)



**Figure EC16b.** Laminated, offset dogless trap (closed)

#### Average Mechanical Description and Attributes

Inside jaw spread (at dog): 5 3/4 inches  
 Inner width: 5 1/4 inches  
 Inside width at jaw hinge posts: 6 inches  
 Jaw width: 1/2 inch wide, square jaw  
 Jaw thickness: 3/16 inch  
 Jaw thickness with lamination: 1/2 inch  
 Lamination: 1/4 inch above-jaw lamination  
 Jaw offset: 3/16 inch  
 Main trap springs: Two 0.150 inch wire-diameter springs  
 Base plate: Reinforced with D-ring

Any trap that has similar specifications may be considered a BMP trap regardless of brand or source of modification, although performance information on all other BMP criteria (see Introduction: "Criteria for Evaluation of Trapping Devices" pages 4-6) needs to be considered as well. The trap tested was the Montana Special™ No. 3 dogless coil-spring trap modified with offset, laminated jaws (lamination on top of jaws) (Figures EC16a and EC16b).

#### Additional Information

- Chain attachment used in trap testing: 18 inch center-mounted with three swivels, one shock spring, and anchored with a stake.
- Selectivity features: Pan tension machine screw; pan tension set so two to four pounds of pressure triggered the trap and was checked and readjusted as needed after every capture.
- Special considerations for practicality: This device meets BMP criteria for Eastern coyotes and Western coyotes.



### Average Mechanical Description and Attributes

Inside jaw spread (at dog): 5 1/2 inches  
Inside jaw spread (between below-jaw lamination): 5 inches  
Inner width: 6 inches  
Inside width at jaw hinge posts: 6 3/8 inches  
Jaw width: 1/2 inch hexagonal jaw  
Jaw thickness: 3/16 inch  
Jaw thickness with lamination: 5/8 inch  
Lamination: 3/16 inch above-jaw, 1/4 inch below-jaw  
Jaw offset: 1/4 inch  
Main trap springs: Two 0.160 inch wire-diameter springs  
Additional springs: Two 0.115 inch wire-diameter springs  
Base plate: Reinforced with D-ring

Any trap that has similar specifications may be considered a BMP trap regardless of brand or source of modification, although performance information on all other BMP criteria (see Introduction: "Criteria for Evaluation of Trapping Devices" pages 4-6) needs to be considered as well. The trap tested was the Bridger™ No. 3 coil-spring, modified, offset (by manufacturer), double laminated, four-coiled (Figure EC17).

### Additional Information

- Chain attachment used in trap testing: 18 inch center-mounted with three swivels, two shock springs, and attached to a metal grapple.
- Selectivity features: Brass pan tension machine screw; pan tension set so four pounds of pressure triggered the trap and checked and readjusted as needed after every capture.
- Special considerations for practicality: This device also meets BMP criteria for Western coyotes.



### Average Mechanical Description and Attributes

Inside jaw spread (at dog): 5 3/8 inches  
Inner width: 5 1/4 inches  
Inside width at jaw hinge posts: 5 5/16 inches  
Jaw width: 9/16 inch  
Jaw thickness: 3/16 inch  
Jaw thickness with lamination: 3/8 inch  
Lamination: 3/16 inch above-jaw, round rod lamination  
Jaw offset: 1/4 inch  
Main trap springs: Four 0.125 inch diameter wire coil-springs  
Base plate: Reinforced, D-ring chain attachment

Any trap that has similar specifications may be considered a BMP trap regardless of brand or source of modification, although performance information on all other BMP criteria (see "Criteria for Evaluation of Trapping Devices": Introduction pages 4-6) needs to be considered as well. The trap tested was the KB Compound 5.5™ coil-spring trap modified with offset, laminated jaws (lamination on top of jaws) (Figure EC18a and EC18b).

### Additional Information

- Chain attachment used in trap testing; 11 inch chain mounted at either end of compound levers on trap base, two swivels, and anchored with a stake.
- Unique features: Compound levers attached to the underside of trap base act as a shock spring. When extended (due to captured animal lunging or pulling), the compound levers also increase tension on trap jaws (Figure EC18c).
- Selectivity features: Pan tension set so two-four pounds of pressure triggered the trap, and was checked and readjusted as needed after capture.
- Special considerations for practicality: This device also meets BMP criteria for Western coyotes and badgers.



**Figure EC17.** Double laminated, offset trap (open)



**Figure EC18a.** Laminated, offset trap (open)




**Figure EC18b.** Laminated, offset trap




**Figure EC18c.**





**Figure EC19a.** Wide jaw, offset trap (open)



**Figure EC19b.** Wide jaw offset trap (closed)



**Figure EC20a.** Laminated, offset trap (open)

#### *Average Mechanical Description and Attributes*

Inside jaw spread (at dog): 4 <sup>3</sup>/<sub>4</sub> inches  
 Inner width: 5 <sup>7</sup>/<sub>8</sub> inches  
 Inside width at jaw hinge posts: 6 <sup>1</sup>/<sub>4</sub> inches  
 Jaw width: <sup>1</sup>/<sub>2</sub> inch wide, smooth jaw  
 Jaw thickness: <sup>3</sup>/<sub>8</sub> inch  
 Jaw offset: <sup>3</sup>/<sub>16</sub> inch  
 Main trap springs: Two 0.145 inch diameter wire coil-springs  
 Base plate: Reinforced, D-ring chain attachment

Any trap that has similar specifications may be considered a BMP trap regardless of brand or source of modification, although performance information on all other BMP criteria (see "Criteria for Evaluation of Trapping Devices": Introduction pages 4-6) needs to be considered as well. The trap tested was the Minnesota Brand MB 550-RC™ coil-spring trap with offset jaws (Figures EC19a and EC19b).

#### *Additional Information*

- Chain attachment used in trap testing; 18 inch chain center-mounted with three swivels, one in-line shock spring, and anchored with a stake.
- Selectivity features: Pan tension set so ~3.2 pounds of pressure triggered the trap.
- Special considerations for practicality: This device also meets BMP criteria for Western coyotes and badgers.



#### *Average Mechanical Description and Attributes*

Inside jaw spread (at dog): 4 <sup>1</sup>/<sub>2</sub> inches  
 Inner width: 4 <sup>5</sup>/<sub>8</sub> inches  
 Inside width at jaw hinge posts: 5 inches  
 Jaw width: <sup>1</sup>/<sub>2</sub> inch  
 Jaw thickness: <sup>1</sup>/<sub>8</sub> inch  
 Jaw thickness with lamination: <sup>9</sup>/<sub>16</sub> inch  
 Lamination: <sup>3</sup>/<sub>16</sub> inch above jaw and <sup>1</sup>/<sub>4</sub> inch below jaw  
 Jaw offset: <sup>3</sup>/<sub>16</sub> inch  
 Main trap springs: Four 0.145 inch diameter wire coil-springs  
 Base plate: Reinforced, D-ring chain attachment

Any trap that has similar specifications may be considered a BMP trap regardless of brand or source of modification, although performance information on all other BMP criteria (see "Criteria for Evaluation of Trapping Devices": Introduction pages 4-6) needs to be considered as well. The trap tested was the Oneida Victor™ #1.75 equipped with <sup>3</sup>/<sub>16</sub>-inch offset, double rounded steel jaw laminations (<sup>3</sup>/<sub>16</sub>-inch on topside of jaw and <sup>1</sup>/<sub>4</sub>-inch on underside of jaws) and with 4 coil springs (Figure EC20a).

#### *Additional Information*

- Chain attachment used in trap testing; 9 inch chain center-mounted with three swivels, one in-line shock spring, and anchored with a stake.
- Selectivity features: Pan tension set so approximately two to four pounds of pressure triggered the trap, and was checked and readjusted as needed after capture.
- Special considerations for practicality: This device also meets BMP criteria for Western coyote.



### Average Mechanical Description and Attributes

Inside jaw spread (at dog): 4 <sup>3</sup>/<sub>4</sub> inches  
Inner width: 6 inches  
Inside width at jaw hinge posts: 6 <sup>1</sup>/<sub>8</sub> inches  
Jaw width: <sup>1</sup>/<sub>2</sub> inch  
Jaw thickness: <sup>3</sup>/<sub>16</sub> inch  
Jaw thickness with lamination: <sup>5</sup>/<sub>8</sub> inch  
Lamination: <sup>3</sup>/<sub>16</sub> inch above jaw and <sup>1</sup>/<sub>4</sub> inch below jaw  
Jaw offset: <sup>3</sup>/<sub>16</sub> inch  
Main trap springs: 0.145 diameter wire coil-springs  
Base plate: Reinforced, D-ring chain attachment

Any trap that has similar specifications may be considered a BMP trap regardless of brand or source of modification, although performance information on all other BMP criteria (see "Criteria for Evaluation of Trapping Devices": Introduction pages 4-6) needs to be considered as well. The trap tested was the Oneida Victor™ #3 equipped with <sup>3</sup>/<sub>16</sub>-inch offset, double rounded steel jaw laminations (<sup>3</sup>/<sub>16</sub>-inch on top side of jaw and <sup>1</sup>/<sub>4</sub>-inch on underside of jaws) and with 2 coil springs (Figures EC20b and EC20c).

### Additional Information

- Chain attachment used in trap testing; 9 inch chain center-mounted with three swivels, one in-line shock spring, and anchored with a stake.
- Selectivity features: Pan tension set so approximately two to four pounds of pressure triggered the trap, and was checked and readjusted as needed after capture.
- Special considerations for practicality: This device also meets BMP criteria for Western coyote.



### Average Mechanical Description and Attributes

Inside jaw spread (at dog): 4 <sup>3</sup>/<sub>4</sub> inches  
Inner width: 6 inches  
Inside width at jaw hinge posts: 6 <sup>1</sup>/<sub>8</sub> inches  
Jaw width: <sup>1</sup>/<sub>2</sub> inch  
Jaw thickness: <sup>3</sup>/<sub>16</sub> inch  
Jaw thickness with lamination: <sup>5</sup>/<sub>8</sub> inch  
Lamination: <sup>3</sup>/<sub>16</sub> inch above jaw and <sup>1</sup>/<sub>4</sub> inch below jaw  
Jaw offset: <sup>3</sup>/<sub>16</sub> inch  
Main trap springs: 0.145 diameter wire coil-springs  
Additional springs: 0.115 inch diameter wire coil-springs  
Base plate: Reinforced, D-ring chain attachment

Any trap that has similar specifications may be considered a BMP trap regardless of brand or source of modification, although performance information on all other BMP criteria (see "Criteria for Evaluation of Trapping Devices": Introduction pages 4-6) needs to be considered as well. The trap tested was the Oneida Victor™ #3 equipped with <sup>3</sup>/<sub>16</sub>-inch offset, double rounded steel jaw laminations (<sup>3</sup>/<sub>16</sub>-inch on top side of jaw and <sup>1</sup>/<sub>4</sub>-inch on underside of jaws) and with 4 coil springs (Figures EC21a and EC21b).

### Additional Information

- Chain attachment used in trap testing; 9 inch chain center-mounted with three swivels, one in-line shock spring, and anchored with a stake.
- Selectivity features: Pan tension set so approximately two to four pounds of pressure triggered the trap, and was checked and readjusted as needed after capture.
- Special considerations for practicality: This device also meets BMP criteria for Western coyote.



**Figure EC20b.** Laminated, offset trap



**Figure EC20c.** Laminated, offset trap




**Figure EC21a.** Laminated, offset trap



**Figure EC21b.** Laminated, offset trap






**Figure EC22a.** Laminated, offset trap (open)



**Figure EC22b.** Laminated, offset trap (closed)



**Figure EC23a.** Laminated, offset trap (open)



**Figure EC23b.** Laminated, offset trap (closed)

#### *Average Mechanical Description and Attributes*

Inside jaw spread (at dog): 5 <sup>1</sup>/<sub>8</sub> inches  
 Inner width: 5 <sup>1</sup>/<sub>4</sub> inches  
 Inside width at jaw hinge posts: 5 <sup>3</sup>/<sub>8</sub> inches  
 Jaw width: <sup>1</sup>/<sub>2</sub> inch  
 Jaw thickness: <sup>3</sup>/<sub>16</sub> inch  
 Jaw thickness with laminations: <sup>3</sup>/<sub>8</sub> inch  
 Lamination: <sup>3</sup>/<sub>16</sub> inch above jaw  
 Jaw offset: <sup>3</sup>/<sub>16</sub> inch  
 Main trap springs: 0.135 inch diameter wire coil-springs  
 Additional springs: 0.115 inch diameter wire coil springs  
 Base plate: Reinforced, D-ring chain attachment

Any trap that has similar specifications may be considered a BMP trap regardless of brand or source of modification, although performance information on all other BMP criteria (see "Criteria for Evaluation of Trapping Devices": Introduction pages 4-6) needs to be considered as well. The trap tested was the Bridger™ 165 Offset Modified (with <sup>3</sup>/<sub>16</sub>-inch offset, <sup>3</sup>/<sub>16</sub>-inch above jaw lamination and with 4 coil-springs) (Figures EC22a and EC22b).

#### *Additional Information*

- Chain attachment used in trap testing; 9 inch chain center-mounted with three swivels, one in-line shock spring, and anchored with a stake.
- Selectivity features: Pan tension set so approximately two to four pounds of pressure triggered the trap, and was checked and readjusted as needed after capture.
- Special considerations for practicality: This device also meets BMP criteria for Western coyote.



#### *Average Mechanical Description and Attributes*

Inside jaw spread (at dog): 5 <sup>3</sup>/<sub>4</sub> inches  
 Inner width: 5 <sup>5</sup>/<sub>16</sub> inches  
 Inside width at jaw hinge posts: 5 <sup>5</sup>/<sub>16</sub> inches  
 Jaw width: <sup>1</sup>/<sub>2</sub> inch  
 Jaw thickness: <sup>3</sup>/<sub>8</sub> inch  
 Jaw thickness with laminations: <sup>9</sup>/<sub>16</sub> inch  
 Lamination: <sup>3</sup>/<sub>16</sub> inch above jaw and <sup>5</sup>/<sub>16</sub> inch below jaw  
 Jaw offset: <sup>1</sup>/<sub>4</sub> inch  
 Main trap springs: Four 0.148 inch diameter wire coil-springs  
 Base plate: Reinforced, D-ring chain attachment

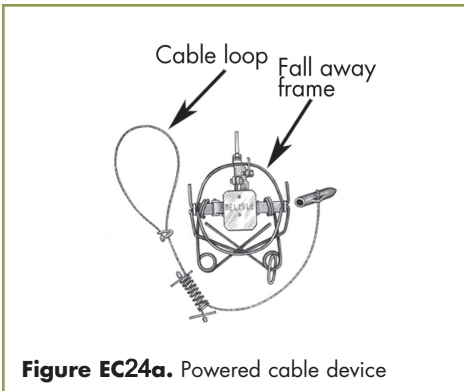
Any trap that has similar specifications may be considered a BMP trap regardless of brand or source of modification, although performance information on all other BMP criteria (see "Criteria for Evaluation of Trapping Devices": Introduction pages 4-6) needs to be considered as well. The trap tested was the Minnesota Brand™ MB650 OLIL (with <sup>1</sup>/<sub>4</sub>-inch offset, double lamination (<sup>3</sup>/<sub>16</sub>-inch on topside of jaw and <sup>3</sup>/<sub>16</sub>-inch on underside of jaws) and with 4 coil springs (Figures EC23a and EC23b).

#### *Additional Information*

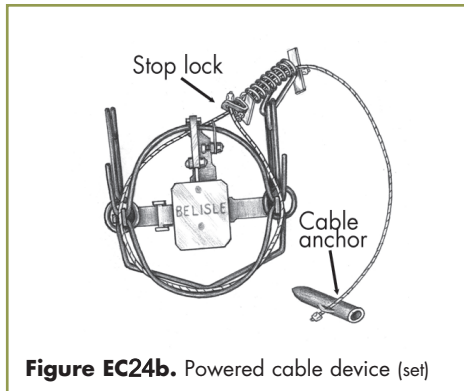
- Chain attachment used in trap testing; 9 inch chain center-mounted with three swivels, one in-line shock spring, and anchored with a stake.
- Selectivity features: Pan tension set so approximately two to four pounds of pressure triggered the trap, and was checked and readjusted as needed after capture.
- Special considerations for practicality: This device also meets BMP criteria for Western coyote.







**Figure EC24a.** Powered cable device



**Figure EC24b.** Powered cable device (set)

## Powered Cable Devices (Foot Capture) (Figures EC24a and EC24b)

### *Average Mechanical Description and Attributes*

Inside cable retention frame spread (at dog): 6 <sup>3</sup>/<sub>8</sub> inches

Inner width: 5 <sup>3</sup>/<sub>4</sub> inches

Inside width at frame hinge posts: 6 inches

Cable retention frame width: <sup>1</sup>/<sub>8</sub> inch, smooth round rod

Cable retention frame thickness: <sup>1</sup>/<sub>8</sub> inch rod

Main trap springs: Two 0.188 inch wire-diameter rod quick-release springs

Cable diameter: <sup>1</sup>/<sub>8</sub> inch cable

Cable loop stop size: 2 inches

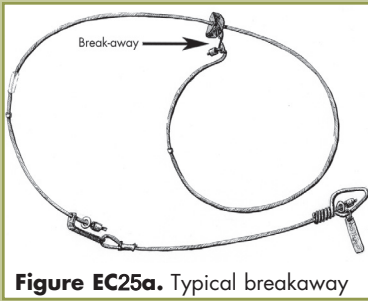
Base plate: Not reinforced

Any cable device that has similar specifications may be considered a BMP device regardless of brand or source of modification, although performance information on all other BMP criteria (see Introduction: "Criteria for Evaluation of Trapping Devices" pages 4-6) needs to be considered as well. The trap tested was the Belisle™ Foot Snare.

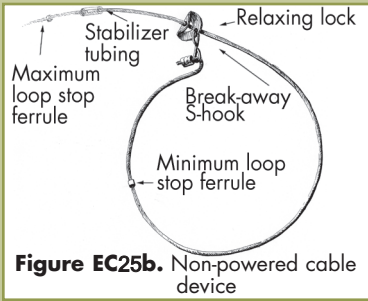
### *Additional Information*

- Cable attachment on device tested: Swivel and lunge spring with a cable anchor.
- Selectivity features: Pan tension machine screw; large cable diameter and available plastic sleeve work to prevent the cable from closing to a small diameter, thus allowing small animals such as squirrels, skunks and some raccoons to escape.
- Special considerations for practicality: Some damage and kinking of cable should be expected and will require frequent replacement as a normal part of trap maintenance and upkeep. This device also meets BMP criteria for red foxes and Western coyotes.





**Figure EC25a.** Typical breakaway



**Figure EC25b.** Non-powered cable device

## Non-Powered Cable Devices (Figures EC25a and EC25b)

### *Average Mechanical Description and Attributes*

Cable diameter:  $\frac{3}{32}$  inch, 7 x 7 or 7 x 19 stranded cable

Cable length: 48 and 60 inches

Cable loop stop size: 2  $\frac{1}{2}$  inches

Cable lock: Relaxing locks

Catch loop size: 10-12 inches

Stop button:  $\frac{3}{32}$  inch ferrule

Any cable device that has similar specifications may be considered a BMP device regardless of brand or source of modification, although performance information on all other BMP criteria (see Introduction: "Criteria for Evaluation of Trapping Devices" pages 4-6) needs to be considered as well. Relaxing locks used were the Reichart™ washer lock, #4 Gregerson™ lock and the BMI™ Slide Free lock.

### *Additional Information*

- $\frac{3}{32}$  inch diameter cable extensions made of 7 x 7 stranded cable of 12, 14, 16, or 24 inches in length were used for anchoring cable restraint devices, connected by a #9 swivel.
- The bottom of the cable restraint catch loop should be  $\geq 10$  inches to  $\leq 12$  inches from the surface directly below the set.
- Special considerations for selectivity: Breakaway devices allow escape with sufficient force; the use of a maximum loop stop prevents larger animals from entering the restraint, while the minimum loop prevents the restraint from closing around an animal's foot. Breakaway amounts may vary based on regional needs where the potential capture of protected mammals and/or livestock exists.\*
- Special considerations for practicality: Some damage and kinking of cable should be expected and will require frequent replacement as a normal part of maintenance and upkeep. This device also meets BMP criteria for red foxes.



### *Average Mechanical Description and Attributes*

Cable diameter: 1/8 inch, 7 x 7 or 7 x 19 stranded cable

Cable length: 48 and 60 inches

Cable loop stop size: 2 1/2 inches

Cable lock: Relaxing locks

Catch loop size: 10-12 inches

Stop button: 1/8 inch ferrule

Any cable device that has similar specifications may be considered a BMP device regardless of brand or source of modification, although performance information on all other BMP criteria (see Introduction: "Criteria for Evaluation of Trapping Devices" pages 4-6) needs to be considered as well. Relaxing locks used were the Reichart™ washer lock, #4 Gregerson™ lock, and the BMI™ Slide Free lock.

### *Additional Information*

- 1/8 inch diameter cable extensions made of 7 x 7 stranded cable of 12, 14, 16, or 24 inches in length were used for anchoring cable restraint devices, connected by a #9 swivel.
- The bottom of the cable restraint catch loop should be  $\geq 10$  inches to  $\leq 12$  inches from the surface directly below the set.
- Special considerations for selectivity: Breakaway devices allow escape with sufficient force; the use of a maximum loop stop prevents larger animals from entering the restraint while the minimum loop prevents the restraint from closing around an animal's foot. Breakaway amounts may vary based on regional needs where the potential capture of protected mammals and/or livestock exists.\*
- Special considerations for practicality: Some damage and kinking of cable should be expected and will require frequent replacement as a normal part of maintenance and upkeep. This device also meets BMP criteria for red foxes.

\* Breakaways ("S" hooks, "J" hooks and ferrules) used with manufacturer ratings of 185 pounds and 285 pounds.



### *Average Mechanical Description and Attributes*

Cable diameter: 3/32 inch, 7 x 7 stranded cable

Cable length: 72 inches

Cable loop stop size: 2 1/2 inches

Cable lock: Relaxing locks

Catch loop size: 10-12 inches

Stop button: 1/8 inch ferrule

Any cable device that has similar specifications may be considered a BMP device regardless of brand or source of modification, although performance information on all other BMP criteria (see "Criteria for Evaluation of Trapping Devices": Introduction pp.4-6) needs to be considered as well. Relaxing locks used were the Kaatz Relax-a-Lock™ the Berkshire™ 90 degree bend washer lock, Micro Lock™, and a standard 1" diameter 90 degree bend washer lock.



#### *Additional Information*

- Devices were a total of 6 feet in length composed of two parts: a 38" catch loop cable and a 34" extension cable. A No. 8 barrel swivel was used to connect the loop and extension cables, 38" from the cable loop end (to create a maximum catch loop diameter of 12").

A ferrule stop was placed 8" from the cable loop end to create a 2 1/2" diameter loop stop (deer stop), where required by regulations. A No. 9 wire end swivel was attached for staking. Vinyl tubing was used as the snare support collar.

- The bottom of the cable restraint catch loop should be > 10 inches to < 12 inches from the surface directly below the set.
- Special considerations for selectivity: Break-away devices allow escape with sufficient force; the use of a maximum loop stop prevents larger animals from entering the restraint while the minimum loop prevents the restraint from closing around an animal's foot. Break away amounts may vary based on regional needs where the potential capture of protected mammals and/or livestock exists.
- Special considerations for practicality: Some damage and kinking of cable should be expected and will require frequent replacement as a normal part of maintenance and upkeep.



#### *Average Mechanical Description and Attributes*

Cable diameter: 3/32 inch, 1 x 19 stranded cable

Cable length: 60 inches

Cable loop stop size: 2 1/2 inches

Cable lock: Relaxing locks

Catch loop size: 10-12 inches

Stop button: 1/8 inch ferrule

Any cable device that has similar specifications may be considered a BMP device regardless of brand or source of modification, although performance information on all other BMP criteria (see "Criteria for Evaluation of Trapping Devices": Introduction pp.4-6) needs to be considered as well. The relaxing lock used was the Slim Lock®.

#### *Additional Information*

- Devices were a total of 5 feet in length composed of two parts: a 38" catch loop cable and a 22" extension cable. A No. 8 barrel swivel was used to connect the loop and extension cables, 38" from the cable loop end (to create a maximum catch loop diameter of 12"). A ferrule stop was placed 8" from the cable loop end to create a 2 1/2" diameter loop stop (deer stop). A No. 9 wire end swivel was attached for staking. Vinyl tubing was used as the snare support collar.
- The bottom of the cable restraint catch loop should be > 10 inches to < 12 inches from the surface directly below the set.
- Special considerations for selectivity: Break-away devices allow escape with sufficient force; the use of a maximum loop stop prevents larger animals from entering the restraint while the minimum loop prevents the restraint from closing around an animal's foot. Break away amounts may vary based on regional needs where the potential capture of protected mammals and/or livestock exists.
- Special considerations for practicality: Some damage and kinking of cable should be expected and will require frequent replacement as a normal part of maintenance and upkeep. This device also meets BMP criteria for red fox.

