









Girl Scouts and Project WILD:

A Supplemental Guide to connecting Skill Building Badges and WILD Activities



Instructions and Information

Instructions and Information		
Girl Scout Badge	Badge Requirements	Project WILD Activity
<p>This column shows the Girl Scout badge name and image that can be earned in part or in total when the correlated Project WILD activity is completed</p>	<p>This column shows the Girl Scout Skill Building Badge requirements that are met when the correlated Project WILD activity is completed</p> <p>The Step and choice option that best correlates with the identified Project WILD activity is noted below.</p> <p>*In order to earn the Skill Building Badge, where all required steps are not included in this Guide, see the appropriate Girl Scout Age Level Girl Guide for remaining Badge requirements.</p> <p><i>All Girl Scout Skill Building Badges have 5 required steps to be earned; each step offers 3 choice options to meet the requirements of each step.</i></p>	<p>This column shows the Project WILD activity and page # where the activity details can be found in the Project WILD Curriculum and Activity Guide that facilitates the correlated Girl Scout Skill Building Badge and requirements</p> <p>Each Project WILD activity listed below is numbered based on the correlated Girl Scout Skill Building Badge steps and choice options.</p> <p><i>i.e. (1.a.b. Drawing on Nature p285) Meets the Bugs Badge requirements for step 1, choices A and B and can be found on pg. 285 in the Project WILD Curriculum and Activity Guide.</i></p> <p><i>(4.a.b.i. Graphananimal p 49 Meets the Bugs Badge requirements for step 4, choices A and B and can be found on pg. 49 in the Project WILD Curriculum and Activity Guide.</i></p> <p><i>4.a.b.ii. My Kingdom for a Shelter p 28) Is a second option, which meets the Bugs Badge requirements for step 4, choices A and B and can be found on pg. 28 in the Project WILD Curriculum and Activity Guide.</i></p>

Girl Scout Badge	Badge Requirements	Project WILD Activity
Brownies		
<p data-bbox="196 386 386 422">Bugs Badge</p> 	<p data-bbox="526 373 943 457">Step 1: Draw a Bug Poster Choice A: Talk to a Bug Specialist Choice B: Find Websites about your bug</p> <p data-bbox="578 499 891 535">Step 2: Try a Bug Craft</p> <p data-bbox="553 573 914 636">Step 3: See Bugs in Action Choice B: Find an ant trail</p> <p data-bbox="513 684 956 783">Step 4: Explore Bug Homes Choice A: Draw a Cocoon Choice B: Make a Model of a bug house</p> <p data-bbox="513 831 956 930">Step 5: Take a Bug Fieldtrip Choice C: Visit a Museum, Zoo or Botanical Garden with a bug collection</p>	<p data-bbox="1060 373 1471 409">1.a.b. Drawing on Nature p285</p> <p data-bbox="1060 453 1471 489">2. Spider Web Geometry p 34</p> <p data-bbox="1101 533 1430 569">3.b. Ants on a Twig p.88</p> <p data-bbox="1073 613 1458 648">4.a.b.i. Graphananimal p 49</p> <p data-bbox="1008 653 1523 688">4.a.b.ii. My Kingdom for a Shelter p 28</p> <p data-bbox="1008 732 1523 768">5.c. Museum Search for Wildlife p182</p>
<p data-bbox="175 1003 407 1039">*Senses Badge</p> 	<p data-bbox="545 1098 927 1213">Step 1: Look Around Choice A: Hold a Scavenger Hunt Choice B: Play Kim's Game Choice C: Go on a Window Hunt</p> <p data-bbox="545 1255 922 1350">Step 2: Listen to the World Choice A: Listen to 10 Different Sounds</p>	<p data-bbox="992 1031 1539 1136">1.a.i. Microtrek Treasure hunt p 82 1.a.ii. Learning to Look, Looking to See p 278 1.a.iii. First Impressions p 178</p> <p data-bbox="1027 1178 1503 1293">1.c.i. Saturday Morning Wildlife Watching p184 1.c.ii. Microtrek Treasure hunt p 82</p> <p data-bbox="1068 1335 1463 1409">2.a.i. Bird Song Survey p 406 2.a.ii. Noisy Neighbors, p 317</p>
<p data-bbox="167 1486 418 1522">*Snacks Badge</p> 	<p data-bbox="526 1654 922 1780">Step 1: Jump into the World of Snacks Choice B: Is the Food Good for the Earth?</p>	<p data-bbox="1000 1612 1531 1766">1.b.i. What's for Dinner? p96 1.b.ii. What did Your Lunch Cost Wildlife? p68 1.b.iii. The Lobster in your Lunchbox p 245</p>

Girl Scout Badge	Badge Requirements	Project WILD Activity
Juniors		
<p>*Drawing Badge</p> 	<p>Step 1: Experiment With Different Materials Choice B: Use Color</p> <p>Step 3: Get Some Perspective Choice A: Draw an Outdoor Scene Choice B: Zoom in on an Object Choice C: Take a Bug's-eye view</p> <p>Step 4: Use your Imagination like a Graphic Artist Choice B: Draw a Cartoon</p>	<p>1.b. Color Crazy p 2</p> <p>3.a.b.c. Drawing on Nature p 285</p> <p>4.b. Cartoons and Bumper Stickers</p>
<p>*Scribe Badge</p> 	<p>Step 1. Start with a Poem Choice A: Write one Haiku and one Limerick Choice B: Write one Sonnet Choice C: Write a Free-verse Poem</p>	<p>1.a.b.c. Animal Poetry p 282</p>
<p>*Camper Badge</p> 	<p>Step 4. Try a New Activity Choice C: Try a New Adventure</p>	<p>4.c.i. Environmental Barometer p77 4.c.ii. Habitrekking p 79 4.c.iii. Habitat Lap Sit p 61 4.c.iv. Habitat Rummy p 41 4.c.v. Forest in a Jar p 137 4.c.vi. Tracks p 30 4.c.vii. MuskoX Maneuvers p 130</p>




Girl Scout Badge	Badge Requirements	Project WILD Activity
Juniors		
<p data-bbox="142 520 418 594">Animal Habitats Badge</p> 	<p data-bbox="545 573 919 636">Step 1. Find out about Wild Animals</p> <p data-bbox="545 642 919 695">Choice C: List Wild Animals near You</p> <p data-bbox="529 732 935 798">Step 2. Investigate an Animal Habitat</p> <p data-bbox="524 804 940 856">Choice B: Explore an Animal Habitat near You</p> <p data-bbox="545 863 919 888">Choice C: Make a Habitat Collage</p> <p data-bbox="561 921 902 987">Step 3. Create an Animal House</p> <p data-bbox="545 993 919 1045">Choice B: Make Your Own Animal House</p> <p data-bbox="537 1079 927 1144">Step 4. Explore Endangered Habitats</p> <p data-bbox="586 1150 878 1176">Choice A: The Artic Circle</p> <p data-bbox="570 1182 894 1207">Choice B: The Gulf of Mexico</p> <p data-bbox="537 1213 927 1239">Choice C: The Amazon Rain Forest</p> <p data-bbox="545 1272 919 1337">Step 5. Help Protect Animal Habitats</p> <p data-bbox="529 1344 935 1369">Choice A: Wildlife Awareness Party</p> <p data-bbox="529 1375 935 1400">Choice B: Create a Backyard Habitat</p> <p data-bbox="537 1407 927 1459">Choice C: Help Clean up an Animal Habitat</p>	<p data-bbox="1008 436 1511 468">1.c.i. And The Wolf Wore Shoes p 180</p> <p data-bbox="1138 474 1422 506">1.cii. What's Wild? P7</p> <p data-bbox="1068 512 1495 543">1.c.iii. Adaptation Artistry p128</p> <p data-bbox="1040 615 1471 646">2.b.i. Urban Nature Search p 70</p> <p data-bbox="1040 653 1471 684">2.c.i. What's That, Habitat? p56</p> <p data-bbox="1024 690 1487 722">2c.ii. Everybody Needs a Home 59</p> <p data-bbox="1008 756 1511 829">3.b. Improving Wildlife Habitat in the Community p 440</p> <p data-bbox="1024 875 1495 907">4.a.b.c.i. Back from the Brink p355</p> <p data-bbox="1032 913 1487 945">4.a.b.c.ii. Shrinking Habitat p 310</p> <p data-bbox="1024 951 1495 1024">4.a.b.c.iii. Polar Bears in Phoenix p 125</p> <p data-bbox="1024 1031 1495 1104">4.a.b.c.iv. Too Close for Comfort p 301</p> <p data-bbox="1016 1110 1503 1184">4.a.b.c.v. Hazardous Links, Possible Solutions pg 326</p> <p data-bbox="1065 1190 1455 1264">4.a.b.c.vi. Here Today, Gone Tomorrow p 156</p> <p data-bbox="1016 1270 1503 1344">4.a.b.c.vii. Too Close for Comfort p 301</p> <p data-bbox="1000 1350 1520 1381">5.a. No Water off a Duck's Back p 305</p> <p data-bbox="1065 1388 1455 1419">5.b. Wildlife Research p 418</p> <p data-bbox="1008 1425 1511 1499">5.c. Improving Wildlife Habitat in the Community p 440</p> <p data-bbox="1130 1505 1390 1537">5.b.c. Can Do! 446</p>
<p data-bbox="147 1566 435 1640">*Playing the Past Badge</p> 	<p data-bbox="529 1734 919 1766">Step 1. Decide Who You Are</p> <p data-bbox="537 1772 919 1824">Choice B: Write a Speech for your Character</p>	<p data-bbox="1114 1734 1398 1766">1.b. Wild Words p421</p>

Girl Scout Badge	Badge Requirements	Project WILD Activity
Juniors		
<p>*Inside Government Badge</p> 	<p>Step 3: Look into Laws Choice A: Hold a "Mock Vote" on Community Laws Choice B: For 24hrs, List the Laws that Affect Your Daily Life</p> <p>Step 4: Report on the Issue Choice A: Report on a Government Meeting</p>	<p>3.a.b. Know Your Legislation: What's in it for Wildlife p272</p> <p>4.a. Know Your Legislation: What's in it for Wildlife p272</p>
<p>*Flowers Badge</p> 	<p>Step 1: Uncover the science of a flower Choice B: Grow Your Flower</p>	<p>1.b. Seed Need p 98</p>

Girl Scout Badge	Badge Requirements	Project WILD Activity
Cadettes		
<p>*Trees Badge</p> 	<p>Step 2: Dig into the science of amazing trees Choice C: Delve into the forest life cycle</p> <p>Step 4: Explore the connection between people and trees Choice A: Debate logging, clear cutting & deforestation</p>	<p>2.c.i. Time Lapse, p 158 2.c.ii. Smokey Bear Said What? p 314 2.c.iii. Fire Ecologies p 140</p> <p>4.a.i. Smokey Bear Said What? p 314 4.a.ii. Time Lapse, p 158 4.a.iii. Shrinking Habitat, p 310 4.a.iv. Changing the Land p 345</p>
<p>Special Agent</p> 	<p>Step 1: Investigate investigation Choice A: Organize a CSI themed night for your group, friends, or family.</p> <p>Step 2: Reveal reality Choice B: Try the eyewitness challenge <i>** (Modify these requirements to reflect on animals, instead of people)</i> Choice C: Make some impressions</p> <p>Step 3: Try the science Choice B: Forensic physics</p> <p>Step 4: Key into body language Choice B: Research body language Choice C: Check out voice analysis</p> <p>Step 5: Practice the art of detection Choice B: Sculpt a suspect or photograph a crime scene. Choice C: Create or re-create a spy scenario and design a disguise</p>	<p>1.a. Habitrekking p 70</p> <p>2.b.i. Learning to Look, Learning to See p 278 2.b.ii. Wildlife is Everywhere p 51 2.c. Tracks! p 30</p> <p>3.b. Tracks! p 30</p> <p>4.b. Thicket, p 114 4.c.i. Bird Song Survey, p 46 4.c.ii. Noisy Neighbors, p 317 4.c.iii. Power of a Song, p 194</p> <p>5.b. What Bear Goes Where? p 118 5.c.i. Color Crazy, p 2 5.c.ii. Adaptation Artistry, p 128 5.c.iii. Surprise Terrarium, p 120</p>

Girl Scout Badge	Badge Requirements	Project WILD Activity
Cadettes		
<p>*Public Speaking Badge</p> 	<p>Step 1: Get a feel for performing solo Choice C: Read aloud three poems or one short story</p> <p>Step 2: Focus on Body Language Choice A: Write a speech about something you believe in Choice B: Videotape yourself mimicking an animal or famous person, using action.</p> <p>Step 4: Choose or create a piece to perform Choice A: Write a Speech about something You Believe In</p>	<p>1.c.i. WILD words, pg 41 1.c.ii. For Your Eyes Only, pg 199 1.c.iii. Power of a Song, pg 195</p> <p>2.a.i. We're in this together, p 44 2.a.ii. Stormy Weather, p 85 2.b. Animal Charades, pg 280</p> <p>4.a. Career Critters, pg 371</p>
<p>*Night Owls Badge</p> 	<p>Step 1: Take a Field Trip to explore the night Choice B: Get into Nightlife</p> <p>Step 2: Tour your world after dark Choice A: Tour your neighborhood at night</p> <p>Step 4: Explore Nature at Night Choice B: Create a nocturnal animal</p>	<p>1.b. Urban Nature Search, p 70</p> <p>2.a. Urban Nature Search, p 70</p> <p>4.b.i. Adaptation Artistry, p 128 4.b.ii. Drawing on Nature, p 285</p>
<p>*Animal Helpers</p> 	<p>Step 1: Explore the connection between human and animals Choice A: Find out how views of animals have changed over the centuries.</p> <p>Step 5: Look at how animals might help us in the future Choice A: Get a sense of different animals unique skills and abilities Choice C: Practice being a scientist</p>	<p>1.a.i. A Picture is Worth a Thousand Words, p 408 1.a.ii. Changing attitudes, p 255 1.a.iii. First Impressions,</p> <p>5.a.i. Career Critters, p371 5.a.ii. Thicket game! 5.a.iii. Which Niche? 5.c. Good Buddies, p 93</p>

Girl Scout Badge	Badge Requirements	Project WILD Activity
Seniors		
<p>*Voice for Animals Badge</p> 	<p>Step 1. Find out about domestic animals Choice B: Interview an animal rescue worker</p> <p>Step 5. Look into an animal issue Choice A: Debate a political decision. Choice C: Create a public service advertisement</p>	<p>1.b.i. Interview a Spider, p 12 1.b.ii. What's WILD, p 7</p> <p>5.a.i. What You Wear, is What They Were p 216 5.a.ii. What Did Your Lunch Cost Wildlife? p 68 5.c. Cartoons and Bumper Stickers, p 192</p>
<p>*Adventurer</p> 	<p>Step 1. Enhance your adventure Choice B: Get to know the ecology of your area Choice C: Add an element</p> <p>Step 2: Get in the team spirit- and refine your teamwork Choice C: Spend a day practicing cooperative and initiative games</p> <p>Step 4: Plan your service to the great outdoors Choice A: Help the natural environment</p>	<p>1.b.i. Bird Song Survey, p 407 1b.ii. Environmental Barometer p 506 1.b.iii. Habitrekking p 79 1.b.iv. Tracks! p 30 1.b.v. Urban Nature Search p 70</p> <p>1.c.i. Bird Song Survey, p 407 1.c.ii. Habitrekking p 79 1.c.iii. Tracks! p 30 1.c.iv. Oh Deer! P 36 1.c.v. Thicket Game p 114 1.c.vi. Seed Need! p 98 1.c.vii. Quick Frozen Critters p 122</p> <p>2.c.ii. Habitat Lap Sit, p 61</p> <p>2.c.iii. Habitat Rummy p 15 2.c.iv. Museum Search for Wildlife, p 183 2.c.v. For Your Eyes Only, p 197 2.vi. Ethi-Reasoning, p 207</p> <p>4.a.i. Can Do!, p 447 4.a.ii. Improving Wildlife Habitat in the Community, p 440 4.a.iii. Eco-enrichers, p 102</p>

Girl Scout Badge	Badge Requirements	Project WILD Activity
Seniors		
<p>*Truth Seeker</p> 	<p>Step 1: Evaluate your sources</p> <p>Step 2. Investigate what the experts say Choice A Choose an article from political blog or newspaper opinions.</p> <p>Step 5. Become a citizen journalist Choice C: Research and write an article</p>	<p>1.i. First Impressions, p 178 1.ii. Changing Attitudes, p 255 1.iii. Changing Societies, p 258</p> <p>2.a. Checks and Balances, p 387</p> <p>5.c. Checks and Balances, p 387</p>
<p>*Social Innovator</p> 	<p>Step 2: Make Connections Choice B: Biomimicry</p> <p>Step 3: Build empathy for people affected by your issue Choice A: Spend a day in the life Choice C: Interview an expert of professional in your topic area.</p> <p>Step 4: Develop a solution from a specific point of view Choice B: As an Engineer Choice C: As a business owner</p> <p>Step 5: Practice pitching ideas and getting feedback Choice C: Design a magazine advert or video commercial</p>	<p>2.b. Adaptation Artistry, p 128</p> <p>3.a. The Hunter, p 287 3.c.i. Which Niche'? p 66 3.c.ii. Sustainability: Then, Now and Later p 449 3.c.iii. History of Wildlife Management, p 267 3.c.iv. To Zone or not to Zone, p 321 3.c.v. Wildwork, p 385</p> <p>4.b.c.i. Planning for People and Wildlife, p 436 4.b.c.ii. Cabin Conflict, p 353 4.b.c.iii. Philosophical Differences, p 364</p> <p>5.c.i. Cartoons or Bumper Stickers, p 192 5.c.ii. We're in This Together, p 45</p>
<p>*Science of Style</p> 	<p>Step 5: Formulate Future Style Choice B: Create Your Own Science of Style Project</p>	<p>5.b. Make a Coat! p 243</p>

Girl Scout Badge	Badge Requirements	Project WILD Activity
Ambassadors		
<p>*Water Badge</p> 	<p>Step 1: Have fun reflecting on your relationship with water. Choice A: Visit water in its natural state</p> <p>Step 2: Celebrate Water Art- and create Your Own</p> <p>Step 3: Find Out About Water Issues Choice B: Investigate endangered marine life</p>	<p>1.a. Wildlife is Everywhere, p 51</p> <p>2.i. Cartoons and Bumper Stickers, p 193 2.ii. Adaptation Artistry, p 128 2.iii. A Picture is Worth a Thousand Words, p 409 2.iv. Tracks! p 30</p> <p>3.b.i. Habitat Lap Sit, p 61 3.b.ii. Polar Bears in Phoenix, p125 3.b.iii. Riparian Zone, p 341 3.b.iv. Hazardous Links, Possible 3.b.v. Solutions, p 336 3.b.vi. Here Today, Gone Tomorrow, p 154</p>
<p>Public Policy Badge</p> 	<p>Step 1: Find out how activists advocate for change. Choice A: Interview an Activist</p> <p>Step 2: Engage as a global citizen Choice A: Compare Laws Choice C: Explore an International NGO</p> <p>Step 3: Dig into National or State Public Policy Choice B: Talk to an interest group that promotes your issue</p> <p>Step 4: Explore local and community policy Choice B: Compare different local positions</p> <p>Step 5: See public policy creation in activism Choice A: Shadow a policy-maker Choice B: Volunteer at an office Choice C: Interview a policy-maker</p>	<p>1.a. Can Do! p 446</p> <p>2.a.c.i. What you Wear, is What They Were, p 210 2.a.c.ii. Deer Crossing p 392</p> <p>3.b.i. Enviro-ethics, p 443 3.b.ii. Philosophical Differences, p 364</p> <p>4.b.i. Planning for People and Wildlife, pg 436 4.b.ii. Enviro-ethics pg 443 4.b.iii. To Zone or not to Zone, pg 321</p> <p>5.a.b.c. What's in it for Wildlife, p 272</p>

Compiled January 2014 by:

Nicole Smith, Mississippi Department of Wildlife, Fisheries, and Parks' Museum of Natural Science

LaShaunda P. René, Girl Scouts of Greater Mississippi

Amy Craig, Girl Scouts of Greater Mississippi